

Product Datasheet

OX40/TNFRSF4 Antibody (Ber-ACT35) - BSA Free NBP2-62202

Unit Size: 0.1 mg

Store at 4C. Do not freeze.

www.novusbio.com



technical@novusbio.com

Reviews: 1

Protocols, Publications, Related Products, Reviews, Research Tools and Images at:
www.novusbio.com/NBP2-62202

Updated 9/9/2025 v.20.1

**Earn rewards for product
reviews and publications.**

Submit a publication at www.novusbio.com/publications

Submit a review at www.novusbio.com/reviews/destination/NBP2-62202



NBP2-62202

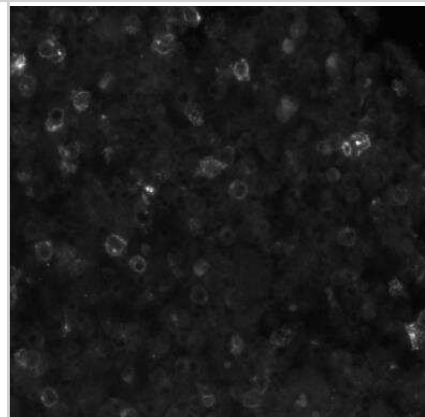
OX40/TNFRSF4 Antibody (Ber-ACT35) - BSA Free

Product Information	
Unit Size	0.1 mg
Concentration	Please see the vial label for concentration. If unlisted please contact technical services.
Storage	Store at 4C. Do not freeze.
Clonality	Monoclonal
Clone	Ber-ACT35
Preservative	15mM Sodium Azide
Isotype	IgG1 Kappa
Purity	Protein A purified
Buffer	Phosphate buffered saline (PBS), pH 7.4
Target Molecular Weight	50 kDa
Product Description	
Description	Novus Biologicals Mouse OX40/TNFRSF4 Antibody (Ber-ACT35) - BSA Free (NBP2-62202) is a monoclonal antibody validated for use in IHC, WB, ELISA, Flow and IP. All Novus Biologicals antibodies are covered by our 100% guarantee.
Host	Mouse
Gene ID	7293
Gene Symbol	TNFRSF4
Species	Human, Primate
Specificity/Sensitivity	The mouse monoclonal antibody Ber-ACT35 (also known as ACT35) recognizes an extracellular epitope of OX40/TNFRSF4, an approximately 50 kDa type I transmembrane glycoprotein expressed on activated T cells.
Immunogen	HTLV 1-transformed HUT-102 cells
Product Application Details	
Applications	Western Blot, Immunohistochemistry-Paraffin, ELISA, Flow Cytometry, Immunohistochemistry, Immunohistochemistry-Frozen, Immunoprecipitation
Recommended Dilutions	Western Blot 1:100-1:2000, Flow Cytometry 3-6 ug/ml, ELISA 1:100-1:2000, Immunohistochemistry 5-10 ug/ml, Immunoprecipitation 1:10-1:500, Immunohistochemistry-Paraffin 1:10-1:500, Immunohistochemistry-Frozen 1:10-1:500

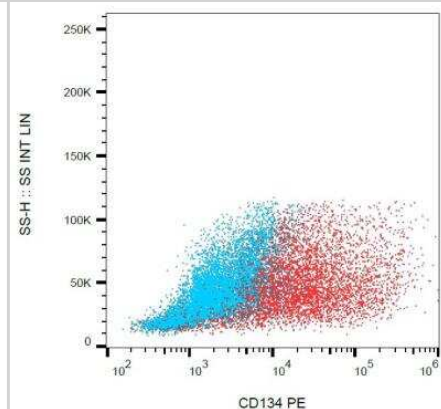


Images

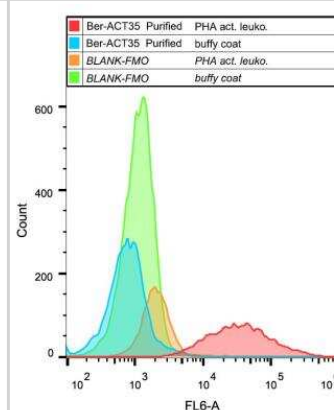
Immunohistochemistry-Paraffin: OX40/TNFRSF4 Antibody (Ber-ACT35) [NBP2-62202] - Human classic Hodgkin's lymphoma stained with OX40 (clone Ber-ACT35) at dilution 1:50, pH9 heat-induced epitope retrieval. Image from verified customer review.



Flow Cytometry: OX40/TNFRSF4 Antibody (Ber-ACT35) [NBP2-62202] - Staining of human PMA + ionomycin activated PBMC with anti-human CD134 (Ber-ACT35) PE.



Flow (Cell Surface): OX40/TNFRSF4 Antibody (Ber-ACT35) [NBP2-62202] - Surface staining of human PHA-activated leukocytes with anti-human CD134 (Ber-ACT35) purified, GAM APC.





Novus Biologicals USA

10730 E. Briarwood Avenue
Centennial, CO 80112
USA
Phone: 303.730.1950
Toll Free: 1.888.506.6887
Fax: 303.730.1966
nb-customerservice@bio-techne.com

Bio-Techne Canada

21 Canmotor Ave
Toronto, ON M8Z 4E6
Canada
Phone: 905.827.6400
Toll Free: 855.668.8722
Fax: 905.827.6402
canada.inquires@bio-techne.com

Bio-Techne Ltd

19 Barton Lane
Abingdon Science Park
Abingdon, OX14 3NB, United Kingdom
Phone: (44) (0) 1235 529449
Free Phone: 0800 37 34 15
Fax: (44) (0) 1235 533420
info.EMEA@bio-techne.com

General Contact Information

www.novusbio.com
Technical Support: nb-technical@bio-techne.com
Orders: nb-customerservice@bio-techne.com
General: novus@novusbio.com

Products Related to NBP2-62202

NBP2-33376H	Blue Marker Antibody (6F4-F6) [HRP]
HAF007	Goat anti-Mouse IgG Secondary Antibody [HRP]
NB7539	Goat anti-Mouse IgG (H+L) Secondary Antibody [HRP]
NBP1-43319-0.5mg	Mouse IgG1 Kappa Isotype Control (P3.6.2.8.1)

Limitations

This product is for research use only and is not approved for use in humans or in clinical diagnosis. Primary Antibodies are guaranteed for 1 year from date of receipt.

For more information on our 100% guarantee, please visit www.novusbio.com/guarantee

Earn gift cards/discounts by submitting a review: www.novusbio.com/reviews/submit/NBP2-62202

Earn gift cards/discounts by submitting a publication using this product:
www.novusbio.com/publications

