

Product Datasheet

IgG4 Fc Antibody (RM217)

NBP2-62127

Unit Size: 100 ug

Store at -20C. Avoid freeze-thaw cycles.

www.novusbio.com



technical@novusbio.com

Protocols, Publications, Related Products, Reviews, Research Tools and Images at:
www.novusbio.com/NBP2-62127

Updated 2/24/2026 v.20.1

Earn rewards for product reviews and publications.

Submit a publication at www.novusbio.com/publications

Submit a review at www.novusbio.com/reviews/destination/NBP2-62127



NBP2-62127

IgG4 Fc Antibody (RM217)

Product Information	
Unit Size	100 ug
Concentration	1 mg/ml
Storage	Store at -20C. Avoid freeze-thaw cycles.
Clonality	Monoclonal
Clone	RM217
Preservative	0.09% Sodium Azide
Isotype	IgG
Purity	Protein A purified
Buffer	50% Glycerol/PBS, 1% BSA

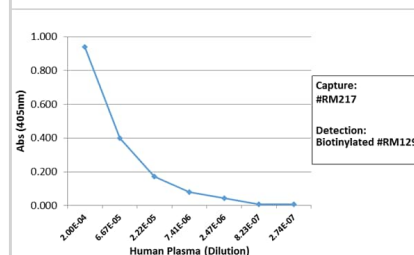
Product Description	
Description	Novus Biologicals Rabbit IgG4 Fc Antibody (RM217) (NBP2-62127) is a recombinant monoclonal antibody validated for use in ELISA. All Novus Biologicals antibodies are covered by our 100% guarantee.
Host	Rabbit
Species	Human
Specificity/Sensitivity	This antibody reacts to the Fc region of human IgG4. No cross reactivity with human IgG1, IgG2, IgG3, IgM, IgA, IgD, IgE, mouse IgG, rat IgG, or goat IgG.
Immunogen	Peptide corresponding to the Fc region of Human IgG4

Product Application Details	
Applications	ELISA, Sandwich ELISA Capture, Sandwich ELISA Detection
Recommended Dilutions	ELISA, Sandwich ELISA Capture 50 - 200ng/well, Sandwich ELISA Detection 0.05 - 0.2ug/ml

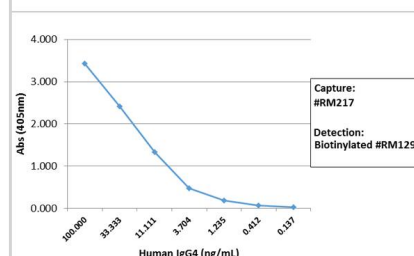


Images

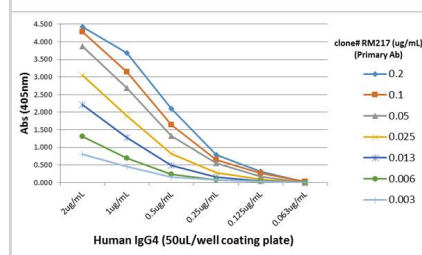
Sandwich ELISA: IgG4 Fc Antibody (RM217) - Azide and BSA Free [NBP2-62127] - Sandwich ELISA using RM217 as the capture antibody, and NBP3-18532 as the detection antibody, followed by an AP conjugated streptavidin.




ELISA: IgG4 Fc Antibody (RM217) [Biotin] [NBP2-62127] - Sandwich ELISA using NBP2-62127B as the capture antibody, and biotinylated anti-human light chains (kappa + lambda) antibody as the detection antibody, followed by an AP conjugated streptavidin.



ELISA: IgG4 Fc Antibody (RM217) - Azide and BSA Free [NBP2-62127] - A titer ELISA using RM217. The plate was coated with different amounts of human IgG4. A serial dilution of RM217 was used as the primary antibody. An alkaline phosphatase conjugated anti-rabbit IgG as the secondary antibody.



Multiplex Immunoassay: IgG4 Fc Antibody (RM217) - Azide and BSA Free [NBP2-62127] - RM217 specifically reacts to human IgG4. No cross reactivity with human IgG1, IgG2, IgG3





Novus Biologicals USA

10730 E. Briarwood Avenue
Centennial, CO 80112
USA
Phone: 303.730.1950
Toll Free: 1.888.506.6887
Fax: 303.730.1966
nb-customerservice@bio-techne.com

Bio-Techne Canada

21 Canmotor Ave
Toronto, ON M8Z 4E6
Canada
Phone: 905.827.6400
Toll Free: 855.668.8722
Fax: 905.827.6402
canada.inquires@bio-techne.com

Bio-Techne Ltd

19 Barton Lane
Abingdon Science Park
Abingdon, OX14 3NB, United Kingdom
Phone: (44) (0) 1235 529449
Free Phone: 0800 37 34 15
Fax: (44) (0) 1235 533420
info.EMEA@bio-techne.com

General Contact Information

www.novusbio.com
Technical Support: nb-technical@bio-techne.com
Orders: nb-customerservice@bio-techne.com
General: novus@novusbio.com

Products Related to NBP2-62127

HAF008	Goat anti-Rabbit IgG Secondary Antibody [HRP]
NB7160	Goat anti-Rabbit IgG (H+L) Secondary Antibody [HRP]
NBP2-24891	Rabbit IgG Isotype Control
NBP3-18178	Recombinant Human IgG4 Fc Protein

Limitations

This product is for research use only and is not approved for use in humans or in clinical diagnosis. Primary Antibodies are guaranteed for 1 year from date of receipt.

For more information on our 100% guarantee, please visit www.novusbio.com/guarantee

Earn gift cards/discounts by submitting a review: www.novusbio.com/reviews/submit/NBP2-62127

Earn gift cards/discounts by submitting a publication using this product:
www.novusbio.com/publications

