

Product Datasheet

IgG Fc Antibody (RMG02)

NBP2-62015

Unit Size: 100 ug

Store at -20C. Avoid freeze-thaw cycles.

www.novusbio.com



technical@novusbio.com

Protocols, Publications, Related Products, Reviews, Research Tools and Images at:
www.novusbio.com/NBP2-62015

Updated 9/9/2025 v.20.1

Earn rewards for product
reviews and publications.

Submit a publication at www.novusbio.com/publications

Submit a review at www.novusbio.com/reviews/destination/NBP2-62015



NBP2-62015

IgG Fc Antibody (RMG02)

Product Information	
Unit Size	100 ug
Concentration	1 mg/ml
Storage	Store at -20C. Avoid freeze-thaw cycles.
Clonality	Monoclonal
Clone	RMG02
Preservative	0.09% Sodium Azide
Isotype	IgG
Purity	Protein G purified
Buffer	50% Glycerol/PBS, 1% BSA


Product Description	
Description	Novus Biologicals Goat IgG Fc Antibody (RMG02) (NBP2-62015) is a recombinant monoclonal antibody validated for use in WB and ELISA. All Novus Biologicals antibodies are covered by our 100% guarantee.
Host	Goat
Species	Rabbit
Specificity/Sensitivity	This antibody reacts to the Fc region of Rabbit IgG. No cross reactivity with human IgG, rat IgG, or mouse IgG.
Immunogen	Rabbit IgG

Product Application Details	
Applications	Western Blot, ELISA
Recommended Dilutions	Western Blot 0.1 ug/ml-0.5 ug/ml, ELISA 0.01 ug/ml - 0.5 ug/ml

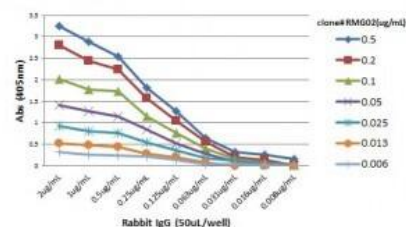


Images

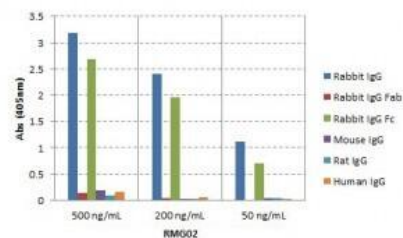
Western Blot: IgG Fc Antibody (RMG02) [Unconjugated] [NBP2-62015] - Western blot of nonreduced(-) and reduced(+) rabbit IgG, using NBP2-62015. This antibody reacts to nonreduced rabbit IgG (~150 kDa).



ELISA: IgG Fc Antibody (RMG02) - Azide and BSA Free [NBP2-62015] - A titer ELISA of rabbit IgG. The plate was coated with different amounts of rabbit IgG. A serial dilution of RMG02 was used as the primary antibody. An alkaline phosphatase conjugated anti-goat IgG as the secondary antibody.



ELISA: IgG Fc Antibody (RMG02) - Azide and BSA Free [NBP2-62015] - ELISA of IgGs from different species shows RMG02 reacts to the Fc region of rabbit IgG; no cross reactivity with human IgG, rat IgG, or mouse IgG. The plate was coated with 50 ng/well of different IgG. 500 ng/mL, 200 ng/mL, or 50 ng/mL of RMG02 was used as the primary antibody. An alkaline phosphatase conjugated anti-goat IgG as the secondary antibody.





Novus Biologicals USA

10730 E. Briarwood Avenue
Centennial, CO 80112
USA
Phone: 303.730.1950
Toll Free: 1.888.506.6887
Fax: 303.730.1966
nb-customerservice@bio-techne.com

Bio-Techne Canada

21 Canmotor Ave
Toronto, ON M8Z 4E6
Canada
Phone: 905.827.6400
Toll Free: 855.668.8722
Fax: 905.827.6402
canada.inquires@bio-techne.com

Bio-Techne Ltd

19 Barton Lane
Abingdon Science Park
Abingdon, OX14 3NB, United Kingdom
Phone: (44) (0) 1235 529449
Free Phone: 0800 37 34 15
Fax: (44) (0) 1235 533420
info.EMEA@bio-techne.com

General Contact Information

www.novusbio.com
Technical Support: nb-technical@bio-techne.com
Orders: nb-customerservice@bio-techne.com
General: novus@novusbio.com

Products Related to NBP2-62015

NBP2-33376H	Blue Marker Antibody (6F4-F6) [HRP]
HAF017	Rabbit anti-Goat IgG Secondary Antibody [HRP (Horseradish Peroxidase)]
HAF109	Donkey anti-Goat IgG Secondary Antibody [HRP (Horseradish Peroxidase)]
NB410-28088-1mg	Goat IgG Isotype Control

Limitations

This product is for research use only and is not approved for use in humans or in clinical diagnosis. Primary Antibodies are guaranteed for 1 year from date of receipt.

For more information on our 100% guarantee, please visit www.novusbio.com/guarantee

Earn gift cards/discounts by submitting a review: www.novusbio.com/reviews/submit/NBP2-62015

Earn gift cards/discounts by submitting a publication using this product:
www.novusbio.com/publications



