# Product Datasheet

## IgG Antibody (RM104) [Biotin]
## NBP2-62005B

Unit Size: 50 ug

Store at -20C. Avoid freeze-thaw cycles.

www.novusbio.com technical@novusbio.com

Protocols, Publications, Related Products, Reviews, Research Tools and Images at:
www.novusbio.com/NBP2-62005B

Updated 7/9/2025 v.20.1

Earn rewards for product reviews and publications.
Submit a publication at www.novusbio.com/publications
Submit a review at www.novusbio.com/reviews/destination/NBP2-62005B

# NBP2-62005B

IgG Antibody (RM104) [Biotin]

| Product Information | |
|---|---|
| **Unit Size** | 50 ug |
| **Concentration** | 1 mg/ml |
| **Storage** | Store at -20C. Avoid freeze-thaw cycles. |
| **Clonality** | Monoclonal |
| **Clone** | RM104 |
| **Preservative** | 0.09% Sodium Azide |
| **Isotype** | IgG |
| **Conjugate** | Biotin |
| **Purity** | Protein A purified |
| **Buffer** | PBS, 50% Glycerol, 1% BSA |

| Product Description | |
|---|---|
| **Host** | Rabbit |
| **Gene ID** | 3500 |
| **Gene Symbol** | IGHG1 |
| **Species** | Mouse |
| **Specificity/Sensitivity** | This antibody reacts to the Fc region of all subclasses of mouse IgG. No cross reactivity with mouse IgM, IgA, IgE, human IgG, and rat IgG. It may cross react to goat IgG. |
| **Immunogen** | Mouse IgG |

| Product Application Details | |
|---|---|
| **Applications** | Western Blot, ELISA |
| **Recommended Dilutions** | Western Blot 0.1 ug/ml - 0.5 ug/ml, ELISA 0.005 ug/ml-0.2 ug/ml |
| **Application Notes** | This primary antibody can also be used as a secondary antibody. |

## Images

| | |
|---|---|
| Western Blot: IgG Antibody (RM104) [Biotin] [NBP2-62005B] - Western blot of nonreduced(-) and reduced(+) mouse immunoglobulins (20 ng/lane), using 0.2 ug/mL of clone #104 (NBP2-62005B). This antibody reacts to nonreduced mouse IgG1, IgG2a, IgG2b, and IgG3. It showed no cross reactivity with IgM, IgA, or IgE. |   |
| ELISA: IgG Antibody (RM104) [Biotin] [NBP2-62005B] - ELISA of mouse immunoglobulins shows NBP2-62005B reacts to the Fc region of mouse IgG1, IgG2a, IgG2b, and IgG3; no cross reactivity with IgM, IgA, IgE, human or rat IgG. The plate was coated with different immunoglobulins. NBP2-62005B was used as the primary antibody. An alkaline phosphatase conjugated anti-rabbit IgG as the secondary antibody. | 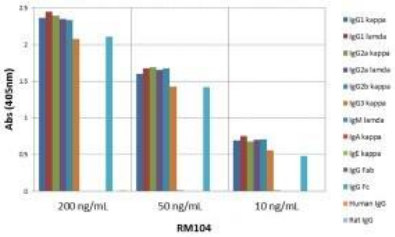  |
| ELISA: IgG Antibody (RM104) [Biotin] [NBP2-62005B] - A titer ELISA of mouse IgG. The plate was coated with different amounts of mouse IgG. A serial dilution of NBP2-62005B was used as the primary antibody. An alkaline phosphatase conjugated anti-rabbit IgG as the secondary antibody. | 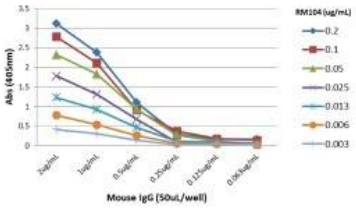  |

**Novus Biologicals USA**
10730 E. Briarwood Avenue
Centennial, CO 80112
USA
Phone: 303.730.1950
Toll Free: 1.888.506.6887
Fax: 303.730.1966
nb-customerservice@bio-techne.com

**Bio-Techne Canada**
21 Canmotor Ave
Toronto, ON M8Z 4E6
Canada
Phone: 905.827.6400
Toll Free: 855.668.8722
Fax: 905.827.6402
canada.inquires@bio-techne.com

**Bio-Techne Ltd**
19 Barton Lane
Abingdon Science Park
Abingdon, OX14 3NB, United Kingdom
Phone: (44) (0) 1235 529449
Free Phone: 0800 37 34 15
Fax: (44) (0) 1235 533420
info.EMEA@bio-techne.com

**General Contact Information**
www.novusbio.com
Technical Support: nb-technical@bio-techne.com
Orders: nb-customerservice@bio-techne.com
General: novus@novusbio.com

## Products Related to NBP2-62005B

| | |
|---|---|
| NBP2-24891B | Rabbit IgG Isotype Control [Biotin] |
| NBP1-99014-100ug | Recombinant Mouse IgG His Protein |
| NB7276 | Goat anti-Chicken IgM Heavy Chain Secondary Antibody |
| AB-108-C | Goat IgG Isotype Control [Unconjugated] |

**Limitations**
This product is for research use only and is not approved for use in humans or in clinical diagnosis. Primary Antibodies are guaranteed for 1 year from date of receipt.

**For more information on our 100% guarantee, please visit www.novusbio.com/guarantee**

**Earn gift cards/discounts by submitting a review: www.novusbio.com/reviews/submit/NBP2-62005B**

**Earn gift cards/discounts by submitting a publication using this product: www.novusbio.com/publications**