

# Product Datasheet

## IgG Antibody (RM104) NBP2-62005

Unit Size: 100 ug

Store at -20C. Avoid freeze-thaw cycles.

[www.novusbio.com](http://www.novusbio.com)



[technical@novusbio.com](mailto:technical@novusbio.com)

Protocols, Publications, Related Products, Reviews, Research Tools and Images at:  
[www.novusbio.com/NBP2-62005](http://www.novusbio.com/NBP2-62005)

Updated 2/24/2026 v.20.1

Earn rewards for product  
reviews and publications.

Submit a publication at [www.novusbio.com/publications](http://www.novusbio.com/publications)

Submit a review at [www.novusbio.com/reviews/destination/NBP2-62005](http://www.novusbio.com/reviews/destination/NBP2-62005)



**NBP2-62005**

IgG Antibody (RM104)

Product Information	
Unit Size	100 ug
Concentration	1 mg/ml
Storage	Store at -20C. Avoid freeze-thaw cycles.
Clonality	Monoclonal
Clone	RM104
Preservative	0.09% Sodium Azide
Isotype	IgG
Purity	Protein A purified
Buffer	50% Glycerol/PBS, 1% BSA


Product Description	
Description	Novus Biologicals Rabbit IgG Antibody (RM104) (NBP2-62005) is a recombinant monoclonal antibody validated for use in WB and ELISA. All Novus Biologicals antibodies are covered by our 100% guarantee.
Host	Rabbit
Gene ID	3500
Gene Symbol	IGHG1
Species	Mouse
Specificity/Sensitivity	This antibody reacts to the Fc region of all subclasses of mouse IgG. No cross reactivity with mouse IgM, IgA, IgE, human IgG, and rat IgG. It may cross react to goat IgG.
Immunogen	Mouse IgG

Product Application Details	
Applications	Western Blot, ELISA
Recommended Dilutions	Western Blot 0.1 ug/ml-0.5 ug/ml, ELISA 0.005 ug/ml-0.2 ug/ml

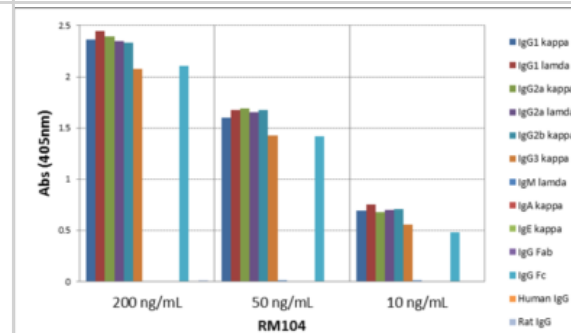


## Images

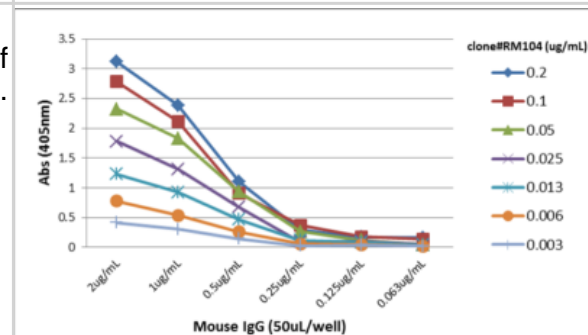
Western Blot: IgG Antibody (RM104) [NBP2-62005] - Western blot of nonreduced(-) and reduced(+) mouse immunoglobulins (20 ng/lane), using NBP2-62005 at 0.2ug/ml. This antibody reacts to nonreduced mouse IgG1, IgG2a, IgG2b, and IgG3. It showed no cross reactivity with IgM, IgA, or IgE.



ELISA: IgG Antibody (RM104) - Azide and BSA Free [NBP2-62005] - ELISA of mouse immunoglobulins shows RM104 reacts to the Fc region of mouse IgG1, IgG2a, IgG2b, and IgG3; no cross reactivity with IgM, IgA, IgE, human or rat IgG. The plate was coated with 50 ng/well of different immunoglobulins. 200 ng/mL, 50 ng/mL, or 10 ng/mL of RM104 was used as the primary antibody. An alkaline phosphatase conjugated anti-rabbit IgG as the secondary antibody.



ELISA: IgG Antibody (RM104) - Azide and BSA Free [NBP2-62005] - A titer ELISA of mouse IgG. The plate was coated with different amounts of mouse IgG. A serial dilution of RM104 was used as the primary antibody. An alkaline phosphatase conjugated anti-rabbit IgG as the secondary antibody.





### **Novus Biologicals USA**

10730 E. Briarwood Avenue  
Centennial, CO 80112  
USA  
Phone: 303.730.1950  
Toll Free: 1.888.506.6887  
Fax: 303.730.1966  
nb-customerservice@bio-techne.com

### **Bio-Techne Canada**

21 Canmotor Ave  
Toronto, ON M8Z 4E6  
Canada  
Phone: 905.827.6400  
Toll Free: 855.668.8722  
Fax: 905.827.6402  
canada.inquires@bio-techne.com

### **Bio-Techne Ltd**

19 Barton Lane  
Abingdon Science Park  
Abingdon, OX14 3NB, United Kingdom  
Phone: (44) (0) 1235 529449  
Free Phone: 0800 37 34 15  
Fax: (44) (0) 1235 533420  
info.EMEA@bio-techne.com

### **General Contact Information**

www.novusbio.com  
Technical Support: nb-technical@bio-techne.com  
Orders: nb-customerservice@bio-techne.com  
General: novus@novusbio.com

### **Products Related to NBP2-62005**

---

NBP2-33376H	Blue Marker Antibody (6F4-F6) [HRP]
HAF008	Goat anti-Rabbit IgG Secondary Antibody [HRP]
NB7160	Goat anti-Rabbit IgG (H+L) Secondary Antibody [HRP]
NBP2-24891	Rabbit IgG Isotype Control

---

### **Limitations**

This product is for research use only and is not approved for use in humans or in clinical diagnosis. Primary Antibodies are guaranteed for 1 year from date of receipt.

For more information on our 100% guarantee, please visit [www.novusbio.com/guarantee](http://www.novusbio.com/guarantee)

Earn gift cards/discounts by submitting a review: [www.novusbio.com/reviews/submit/NBP2-62005](http://www.novusbio.com/reviews/submit/NBP2-62005)

Earn gift cards/discounts by submitting a publication using this product:  
[www.novusbio.com/publications](http://www.novusbio.com/publications)

