

Product Datasheet

SMARCA1 Antibody (2H7B9) - BSA Free NBP2-61882

Unit Size: 0.1 ml

Store at 4C short term. Aliquot and store at -20C long term. Avoid freeze-thaw cycles.

www.novusbio.com



technical@novusbio.com

Protocols, Publications, Related Products, Reviews, Research Tools and Images at:
www.novusbio.com/NBP2-61882

Updated 9/9/2025 v.20.1

Earn rewards for product
reviews and publications.

Submit a publication at www.novusbio.com/publications

Submit a review at www.novusbio.com/reviews/destination/NBP2-61882



NBP2-61882

SMARCA1 Antibody (2H7B9) - BSA Free

Product Information	
Unit Size	0.1 ml
Concentration	1 mg/ml
Storage	Store at 4C short term. Aliquot and store at -20C long term. Avoid freeze-thaw cycles.
Clonality	Monoclonal
Clone	2H7B9
Preservative	0.05% Sodium Azide
Isotype	IgG1
Purity	Protein G purified
Buffer	PBS
Target Molecular Weight	122.6 kDa

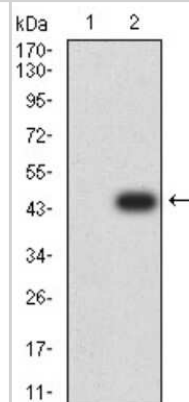
Product Description	
Description	Novus Biologicals Mouse SMARCA1 Antibody (2H7B9) - BSA Free (NBP2-61882) is a monoclonal antibody validated for use in IHC, WB, ELISA and Flow. All Novus Biologicals antibodies are covered by our 100% guarantee.
Host	Mouse
Gene ID	6594
Gene Symbol	SMARCA1
Species	Human, Mouse
Reactivity Notes	Please note that this antibody is reactive to Mouse and derived from the same host, Mouse. Mouse-On-Mouse blocking reagent may be needed for IHC and ICC experiments to reduce high background signal. You can find these reagents under catalog numbers PK-2200-NB and MP-2400-NB. Please contact Technical Support if you have any questions.
Immunogen	Purified recombinant fragment of human SMARCA1 (AA: 933-1070) expressed in E. Coli.

Product Application Details	
Applications	Western Blot, Immunohistochemistry-Paraffin, ELISA, Flow Cytometry, Immunohistochemistry
Recommended Dilutions	Western Blot 1:100-1:2000, Flow Cytometry 1:10-1:1000, ELISA 1:100-1:2000, Immunohistochemistry 1:10-1:1000, Immunohistochemistry-Paraffin 1:200 - 1:1000

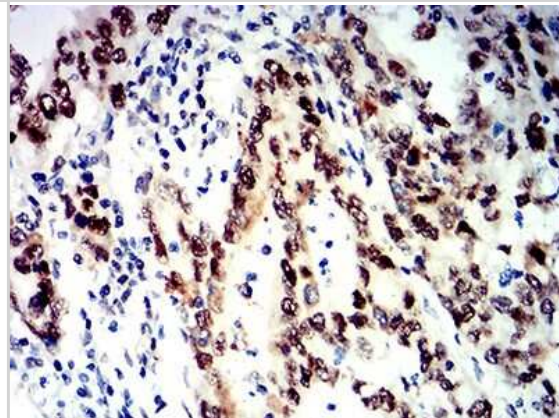


Images

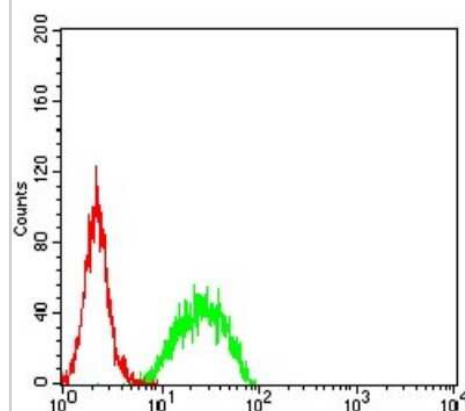
Western Blot: SMARCA1 Antibody (2H7B9) [NBP2-61882] - Analysis using SMARCA1 mAb against HEK293 (1) and SMARCA1 (AA: 933-1070)-hlgGFc transfected HEK293 (2) cell lysate.



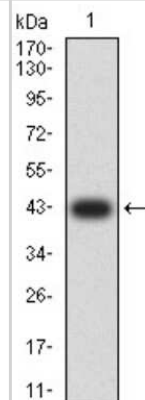
Immunohistochemistry-Paraffin: SMARCA1 Antibody (2H7B9) [NBP2-61882] - Analysis of stomach cancer tissues using SMARCA1 mouse mAb with DAB staining.



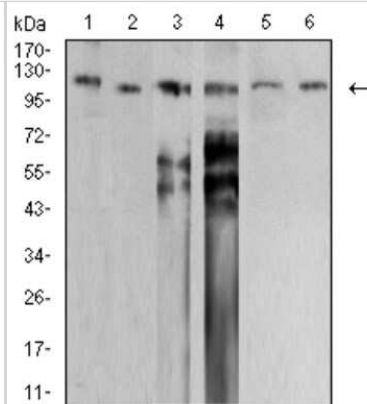
Flow Cytometry: SMARCA1 Antibody (2H7B9) [NBP2-61882] - Analysis of NIH/3T3 cells using SMARCA1 mouse mAb (green) and negative control (red).



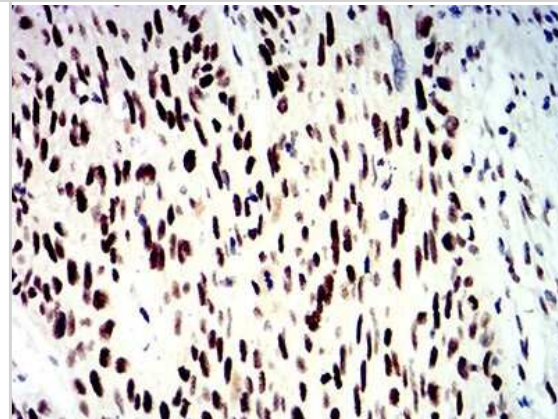
Western Blot: SMARCA1 Antibody (2H7B9) [NBP2-61882] - Analysis using SMARCA1 mAb against human SMARCA1 (AA: 933-1070) recombinant protein. (Expected MW is 42.4 kDa)



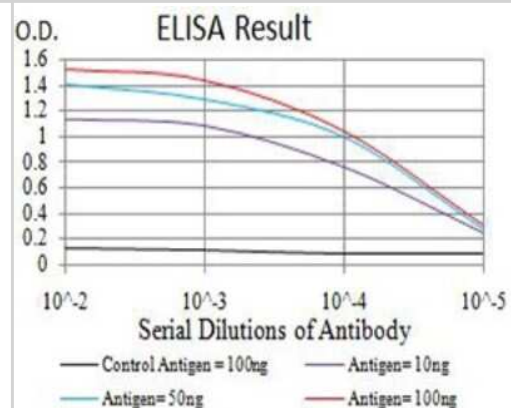
Western Blot: SMARCA1 Antibody (2H7B9) [NBP2-61882] - Analysis using SMARCA1 mouse mAb against PANC-1 (1), HEK293 (2), SW620 (3), HT-29 (4), SH-SY5Y (5), and SK-OV-3 (6) cell lysate.



Immunohistochemistry-Paraffin: SMARCA1 Antibody (2H7B9) [NBP2-61882] - Analysis of esophageal cancer tissues using SMARCA1 mouse mAb with DAB staining.



ELISA: SMARCA1 Antibody (2H7B9) [NBP2-61882] - Black line: Control Antigen (100 ng); Purple line: Antigen (10ng); Blue line: Antigen (50 ng); Red line: Antigen (100 ng)





Novus Biologicals USA

10730 E. Briarwood Avenue
Centennial, CO 80112
USA
Phone: 303.730.1950
Toll Free: 1.888.506.6887
Fax: 303.730.1966
nb-customerservice@bio-techne.com

Bio-Techne Canada

21 Canmotor Ave
Toronto, ON M8Z 4E6
Canada
Phone: 905.827.6400
Toll Free: 855.668.8722
Fax: 905.827.6402
canada.inquires@bio-techne.com

Bio-Techne Ltd

19 Barton Lane
Abingdon Science Park
Abingdon, OX14 3NB, United Kingdom
Phone: (44) (0) 1235 529449
Free Phone: 0800 37 34 15
Fax: (44) (0) 1235 533420
info.EMEA@bio-techne.com

General Contact Information

www.novusbio.com
Technical Support: nb-technical@bio-techne.com
Orders: nb-customerservice@bio-techne.com
General: novus@novusbio.com

Products Related to NBP2-61882

NBP2-33376H	Blue Marker Antibody (6F4-F6) [HRP]
HAF007	Goat anti-Mouse IgG Secondary Antibody [HRP]
NB7539	Goat anti-Mouse IgG (H+L) Secondary Antibody [HRP]
NBP1-97005-0.5mg	Mouse IgG1 Isotype Control (MG1)

Limitations

This product is for research use only and is not approved for use in humans or in clinical diagnosis. Primary Antibodies are guaranteed for 1 year from date of receipt.

For more information on our 100% guarantee, please visit www.novusbio.com/guarantee

Earn gift cards/discounts by submitting a review: www.novusbio.com/reviews/submit/NBP2-61882

Earn gift cards/discounts by submitting a publication using this product:
www.novusbio.com/publications

