

Product Datasheet

MUC5AC Antibody (7E9D8) - BSA Free NBP2-61875

Unit Size: 0.1 ml

Store at 4C short term. Aliquot and store at -20C long term. Avoid freeze-thaw cycles.

www.novusbio.com



technical@novusbio.com

Protocols, Publications, Related Products, Reviews, Research Tools and Images at:
www.novusbio.com/NBP2-61875

Updated 9/9/2025 v.20.1

Earn rewards for product
reviews and publications.

Submit a publication at www.novusbio.com/publications

Submit a review at www.novusbio.com/reviews/destination/NBP2-61875



NBP2-61875

MUC5AC Antibody (7E9D8) - BSA Free

| Product Information | |
|-------------------------|--|
| Unit Size | 0.1 ml |
| Concentration | 1 mg/ml |
| Storage | Store at 4C short term. Aliquot and store at -20C long term. Avoid freeze-thaw cycles. |
| Clonality | Monoclonal |
| Clone | 7E9D8 |
| Preservative | 0.05% Sodium Azide |
| Isotype | IgG2b |
| Purity | Protein G purified |
| Buffer | PBS |
| Target Molecular Weight | 585 kDa |

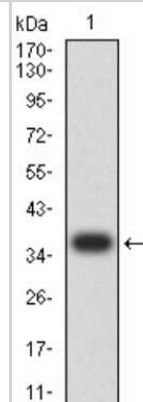
| Product Description | |
|---------------------|---|
| Description | Novus Biologicals Mouse MUC5AC Antibody (7E9D8) - BSA Free (NBP2-61875) is a monoclonal antibody validated for use in WB, ELISA and Flow. All Novus Biologicals antibodies are covered by our 100% guarantee. |
| Host | Mouse |
| Gene ID | 4586 |
| Gene Symbol | MUC5AC |
| Species | Human |
| Immunogen | Purified recombinant fragment of human MUC5AC (AA: 5528-5627) expressed in E. Coli. |

| Product Application Details | |
|-----------------------------|--|
| Applications | Western Blot, ELISA, Flow Cytometry |
| Recommended Dilutions | Western Blot 1:500-1:2000, Flow Cytometry 1:200-1:400, ELISA 1:10000 |

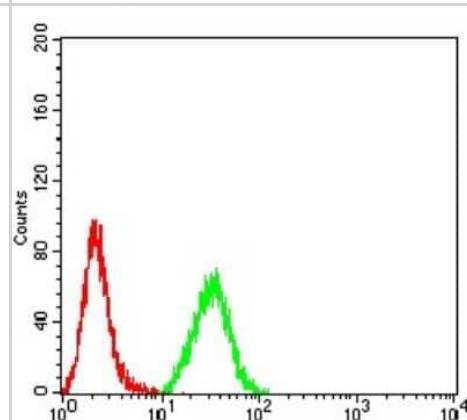


Images

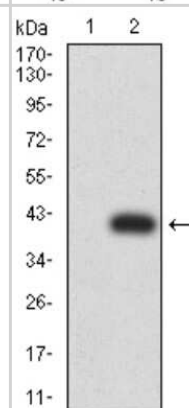
Western Blot: Mucin 5AC Antibody (7E9D8) [NBP2-61875] - Analysis using MUC5AC mAb against human MUC5AC (AA: 5528-5627) recombinant protein. (Expected MW is 37 kDa)



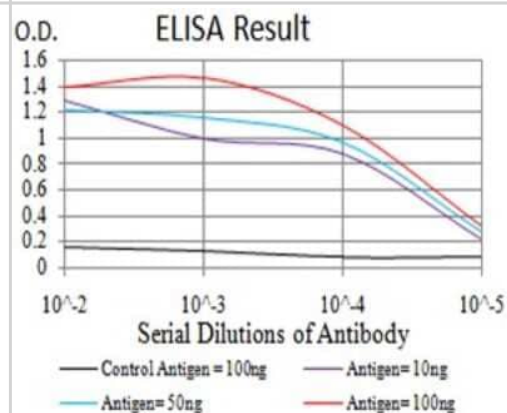
Flow Cytometry: Mucin 5AC Antibody (7E9D8) [NBP2-61875] - Analysis of HeLa cells using MUC5AC mouse mAb (green) and negative control (red).



Western Blot: Mucin 5AC Antibody (7E9D8) [NBP2-61875] - Analysis using MUC5AC mAb against HEK293 (1) and MUC5AC (AA: 5528-5627)-hIgGfc transfected HEK293 (2) cell lysate.



ELISA: Mucin 5AC Antibody (7E9D8) [NBP2-61875] - Black line: Control Antigen (100 ng); Purple line: Antigen (10ng); Blue line: Antigen (50 ng); Red line: Antigen (100 ng)





Novus Biologicals USA

10730 E. Briarwood Avenue
Centennial, CO 80112
USA
Phone: 303.730.1950
Toll Free: 1.888.506.6887
Fax: 303.730.1966
nb-customerservice@bio-techne.com

Bio-Techne Canada

21 Canmotor Ave
Toronto, ON M8Z 4E6
Canada
Phone: 905.827.6400
Toll Free: 855.668.8722
Fax: 905.827.6402
canada.inquires@bio-techne.com

Bio-Techne Ltd

19 Barton Lane
Abingdon Science Park
Abingdon, OX14 3NB, United Kingdom
Phone: (44) (0) 1235 529449
Free Phone: 0800 37 34 15
Fax: (44) (0) 1235 533420
info.EMEA@bio-techne.com

General Contact Information

www.novusbio.com
Technical Support: nb-technical@bio-techne.com
Orders: nb-customerservice@bio-techne.com
General: novus@novusbio.com

Products Related to NBP2-61875

| | |
|-------------|--|
| NBP2-33376H | Blue Marker Antibody (6F4-F6) [HRP] |
| HAF007 | Goat anti-Mouse IgG Secondary Antibody [HRP] |
| NB7539 | Goat anti-Mouse IgG (H+L) Secondary Antibody [HRP] |
| NBP2-27231 | Mouse IgG2b Isotype Control (MPC-11) |

Limitations

This product is for research use only and is not approved for use in humans or in clinical diagnosis. Primary Antibodies are guaranteed for 1 year from date of receipt.

For more information on our 100% guarantee, please visit www.novusbio.com/guarantee

Earn gift cards/discounts by submitting a review: www.novusbio.com/reviews/submit/NBP2-61875

Earn gift cards/discounts by submitting a publication using this product:
www.novusbio.com/publications

