

Product Datasheet

mGluR3 Antibody (7A5A6) - BSA Free NBP2-61843

Unit Size: 0.1 ml

Store at 4C short term. Aliquot and store at -20C long term. Avoid freeze-thaw cycles.

www.novusbio.com



technical@novusbio.com

Publications: 1

Protocols, Publications, Related Products, Reviews, Research Tools and Images at:
www.novusbio.com/NBP2-61843

Updated 9/9/2025 v.20.1

Earn rewards for product
reviews and publications.

Submit a publication at www.novusbio.com/publications

Submit a review at www.novusbio.com/reviews/destination/NBP2-61843



NBP2-61843

mGluR3 Antibody (7A5A6) - BSA Free

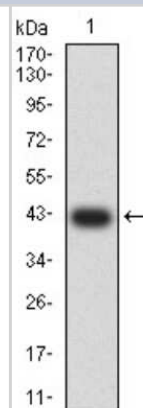
Product Information	
Unit Size	0.1 ml
Concentration	1 mg/ml
Storage	Store at 4C short term. Aliquot and store at -20C long term. Avoid freeze-thaw cycles.
Clonality	Monoclonal
Clone	7A5A6
Preservative	0.05% Sodium Azide
Isotype	IgG2a
Purity	Protein G purified
Buffer	PBS
Target Molecular Weight	99 kDa

Product Description	
Description	Novus Biologicals Mouse mGluR3 Antibody (7A5A6) - BSA Free (NBP2-61843) is a monoclonal antibody validated for use in IHC, WB, ELISA, Flow and ICC/IF. Anti-mGluR3 Antibody: Cited in 1 publication. All Novus Biologicals antibodies are covered by our 100% guarantee.
Host	Mouse
Gene ID	2913
Gene Symbol	GRM3
Species	Human
Immunogen	Purified recombinant fragment of human mGluR3 (AA: extra 433-576) expressed in E. Coli.

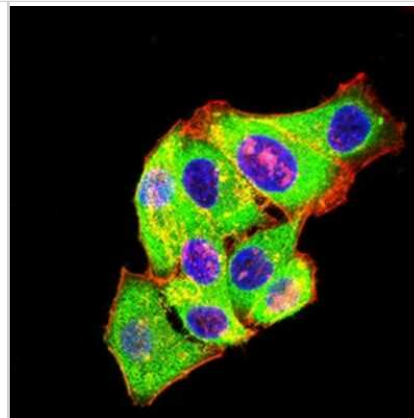
Product Application Details	
Applications	Western Blot, Immunohistochemistry-Paraffin, ELISA, Flow Cytometry, Immunocytochemistry/ Immunofluorescence, Immunohistochemistry
Recommended Dilutions	Western Blot 1:100-1:2000, Flow Cytometry 1:10-1:1000, ELISA 1:100-1:2000, Immunohistochemistry 1:10-1:1000, Immunocytochemistry/ Immunofluorescence 1:10-1:500, Immunohistochemistry-Paraffin 1:200 - 1:1000

Images

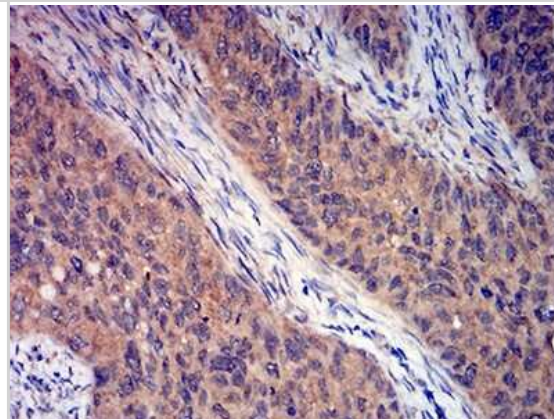
Western Blot: mGluR3 Antibody (7A5A6) [NBP2-61843] - Analysis using GRM3 mAb against human GRM3 (AA: extra 433-576) recombinant protein. (Expected MW is 42.4 kDa)



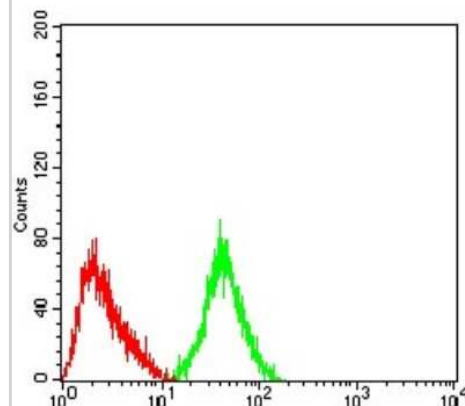
Immunocytochemistry/Immunofluorescence: mGluR3 Antibody (7A5A6) [NBP2-61843] - Analysis of Hela cells using GRM3 mouse mAb (green). Blue: DRAQ5 fluorescent DNA dye. Red: Actin filaments have been labeled with Alexa Fluor- 555 phalloidin. Secondary antibody from Fisher (Cat#: 35503)



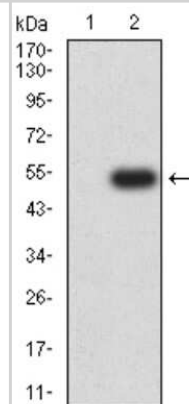
Immunohistochemistry-Paraffin: mGluR3 Antibody (7A5A6) [NBP2-61843] - Analysis of cervical cancer tissues using GRM3 mouse mAb with DAB staining.



Flow Cytometry: mGluR3 Antibody (7A5A6) [NBP2-61843] - Analysis of SH-SY5Y cells using GRM3 mouse mAb (green) and negative control (red).



Western Blot: mGluR3 Antibody (7A5A6) [NBP2-61843] - Analysis using GRM3 mAb against HEK293 (1) and GRM3 (AA: extra 433-576)-hlgGfc transfected HEK293 (2) cell lysate.



ELISA: mGluR3 Antibody (7A5A6) [NBP2-61843] - Black line: Control Antigen (100 ng); Purple line: Antigen (10ng); Blue line: Antigen (50 ng); Red line: Antigen (100 ng)



Publications

Habrian CH, Levitz J, Vyklicky V, et al. Conformational pathway provides unique sensitivity to a synaptic mGluR *Nat Commun* 2019-12-05 [PMID: 31804469] (WB, Human)



Novus Biologicals USA

10730 E. Briarwood Avenue
Centennial, CO 80112
USA
Phone: 303.730.1950
Toll Free: 1.888.506.6887
Fax: 303.730.1966
nb-customerservice@bio-techne.com

Bio-Techne Canada

21 Canmotor Ave
Toronto, ON M8Z 4E6
Canada
Phone: 905.827.6400
Toll Free: 855.668.8722
Fax: 905.827.6402
canada.inquires@bio-techne.com

Bio-Techne Ltd

19 Barton Lane
Abingdon Science Park
Abingdon, OX14 3NB, United Kingdom
Phone: (44) (0) 1235 529449
Free Phone: 0800 37 34 15
Fax: (44) (0) 1235 533420
info.EMEA@bio-techne.com

General Contact Information

www.novusbio.com
Technical Support: nb-technical@bio-techne.com
Orders: nb-customerservice@bio-techne.com
General: novus@novusbio.com

Products Related to NBP2-61843

NBP2-33376H	Blue Marker Antibody (6F4-F6) [HRP]
HAF007	Goat anti-Mouse IgG Secondary Antibody [HRP]
NB7539	Goat anti-Mouse IgG (H+L) Secondary Antibody [HRP]
NBP1-96778	Mouse IgG2a Isotype Control (M2A)

Limitations

This product is for research use only and is not approved for use in humans or in clinical diagnosis. Primary Antibodies are guaranteed for 1 year from date of receipt.

For more information on our 100% guarantee, please visit www.novusbio.com/guarantee

Earn gift cards/discounts by submitting a review: www.novusbio.com/reviews/submit/NBP2-61843

Earn gift cards/discounts by submitting a publication using this product:
www.novusbio.com/publications

