

Product Datasheet

AFAP1L2 Antibody (2H6D1) - BSA Free NBP2-61836

Unit Size: 0.1 ml

Store at 4C short term. Aliquot and store at -20C long term. Avoid freeze-thaw cycles.

www.novusbio.com



technical@novusbio.com

Protocols, Publications, Related Products, Reviews, Research Tools and Images at:
www.novusbio.com/NBP2-61836

Updated 9/9/2025 v.20.1

Earn rewards for product
reviews and publications.

Submit a publication at www.novusbio.com/publications

Submit a review at www.novusbio.com/reviews/destination/NBP2-61836



NBP2-61836**AFAP1L2 Antibody (2H6D1) - BSA Free**

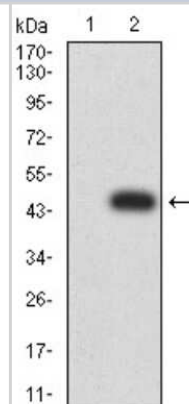
| Product Information | |
|-------------------------|--|
| Unit Size | 0.1 ml |
| Concentration | 1 mg/ml |
| Storage | Store at 4C short term. Aliquot and store at -20C long term. Avoid freeze-thaw cycles. |
| Clonality | Monoclonal |
| Clone | 2H6D1 |
| Preservative | 0.05% Sodium Azide |
| Isotype | IgG1 |
| Purity | Protein G purified |
| Buffer | PBS |
| Target Molecular Weight | 91.3 kDa |

| Product Description | |
|---------------------|--|
| Description | Novus Biologicals Mouse AFAP1L2 Antibody (2H6D1) - BSA Free (NBP2-61836) is a monoclonal antibody validated for use in WB, ELISA and Flow. All Novus Biologicals antibodies are covered by our 100% guarantee. |
| Host | Mouse |
| Gene ID | 84632 |
| Gene Symbol | AFAP1L2 |
| Species | Human |
| Immunogen | Purified recombinant fragment of human AFAP1L2 (AA: 674-818) expressed in E. Coli. |

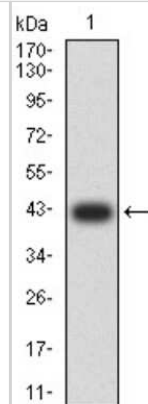
| Product Application Details | |
|-----------------------------|--|
| Applications | Western Blot, ELISA, Flow Cytometry |
| Recommended Dilutions | Western Blot 1:500-1:2000, Flow Cytometry 1:200-1:400, ELISA 1:10000 |

Images

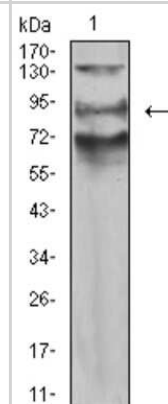
Western Blot: AFAP1L2 Antibody (2H6D1) [NBP2-61836] - Analysis using AFAP1L2 mAb against HEK293 (1) and AFAP1L2 (AA: 674-818)-hlgGfc transfected HEK293 (2) cell lysate.



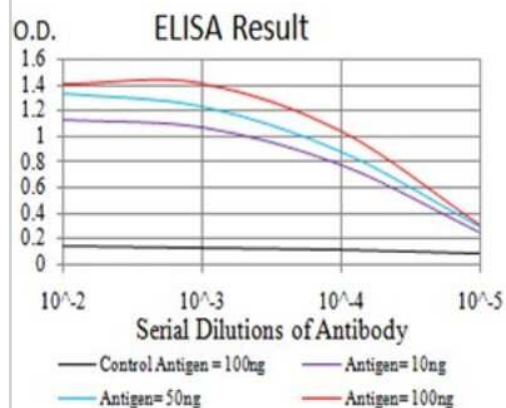
Western Blot: AFAP1L2 Antibody (2H6D1) [NBP2-61836] - Analysis using AFAP1L2 mAb against human AFAP1L2 (AA: 674-818) recombinant protein. (Expected MW is 42.1 kDa)



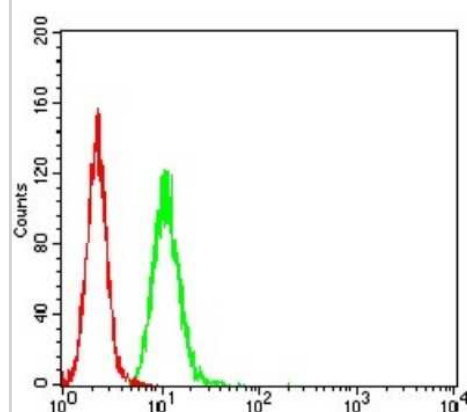
Western Blot: AFAP1L2 Antibody (2H6D1) [NBP2-61836] - Analysis using AFAP1L2 mouse mAb against A549 (1) cell lysate.



ELISA: AFAP1L2 Antibody (2H6D1) [NBP2-61836] - Black line: Control Antigen (100 ng); Purple line: Antigen (10ng); Blue line: Antigen (50 ng); Red line: Antigen (100 ng)



ELISA: AFAP1L2 Antibody (2H6D1) [NBP2-61836] - Analysis of Hela cells using AFAP1L2 mouse mAb (green) and negative control (red).





Novus Biologicals USA

10730 E. Briarwood Avenue
Centennial, CO 80112
USA
Phone: 303.730.1950
Toll Free: 1.888.506.6887
Fax: 303.730.1966
nb-customerservice@bio-techne.com

Bio-Techne Canada

21 Canmotor Ave
Toronto, ON M8Z 4E6
Canada
Phone: 905.827.6400
Toll Free: 855.668.8722
Fax: 905.827.6402
canada.inquires@bio-techne.com

Bio-Techne Ltd

19 Barton Lane
Abingdon Science Park
Abingdon, OX14 3NB, United Kingdom
Phone: (44) (0) 1235 529449
Free Phone: 0800 37 34 15
Fax: (44) (0) 1235 533420
info.EMEA@bio-techne.com

General Contact Information

www.novusbio.com
Technical Support: nb-technical@bio-techne.com
Orders: nb-customerservice@bio-techne.com
General: novus@novusbio.com

Products Related to NBP2-61836

| | |
|------------------|--|
| NBP2-33376H | Blue Marker Antibody (6F4-F6) [HRP] |
| HAF007 | Goat anti-Mouse IgG Secondary Antibody [HRP] |
| NB7539 | Goat anti-Mouse IgG (H+L) Secondary Antibody [HRP] |
| NBP1-97005-0.5mg | Mouse IgG1 Isotype Control (MG1) |

Limitations

This product is for research use only and is not approved for use in humans or in clinical diagnosis. Primary Antibodies are guaranteed for 1 year from date of receipt.

For more information on our 100% guarantee, please visit www.novusbio.com/guarantee

Earn gift cards/discounts by submitting a review: www.novusbio.com/reviews/submit/NBP2-61836

Earn gift cards/discounts by submitting a publication using this product:
www.novusbio.com/publications

