

Product Datasheet

P2Y14/GPR105 Antibody (5A3F1) - BSA Free NBP2-61753

Unit Size: 0.1 ml

Store at 4C short term. Aliquot and store at -20C long term. Avoid freeze-thaw cycles.

www.novusbio.com



technical@novusbio.com

Protocols, Publications, Related Products, Reviews, Research Tools and Images at:
www.novusbio.com/NBP2-61753

Updated 9/9/2025 v.20.1

Earn rewards for product
reviews and publications.

Submit a publication at www.novusbio.com/publications

Submit a review at www.novusbio.com/reviews/destination/NBP2-61753



NBP2-61753

P2Y14/GPR105 Antibody (5A3F1) - BSA Free

Product Information	
Unit Size	0.1 ml
Concentration	1 mg/ml
Storage	Store at 4C short term. Aliquot and store at -20C long term. Avoid freeze-thaw cycles.
Clonality	Monoclonal
Clone	5A3F1
Preservative	0.05% Sodium Azide
Isotype	IgG2b
Purity	Protein G purified
Buffer	PBS
Target Molecular Weight	39 kDa

Product Description	
Description	Novus Biologicals Mouse P2Y14/GPR105 Antibody (5A3F1) - BSA Free (NBP2-61753) is a monoclonal antibody validated for use in IHC, WB, ELISA, Flow and ICC/IF. All Novus Biologicals antibodies are covered by our 100% guarantee.
Host	Mouse
Gene ID	9934
Gene Symbol	P2RY14
Species	Human
Immunogen	Purified recombinant fragment of human P2Y14/GPR105 (AA: extra mix) expressed in E. Coli.

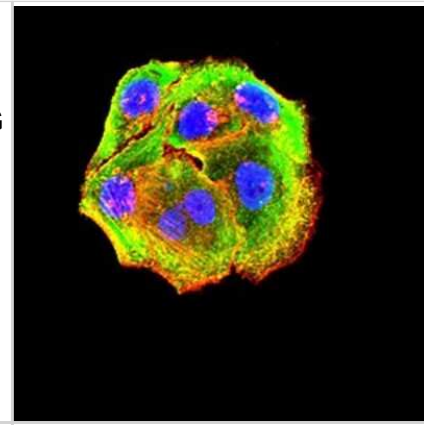
Product Application Details	
Applications	Western Blot, Immunohistochemistry-Paraffin, ELISA, Flow Cytometry, Immunocytochemistry/ Immunofluorescence, Immunohistochemistry
Recommended Dilutions	Western Blot 1:500-1:2000, Flow Cytometry 1:200-1:400, ELISA 1:10000, Immunohistochemistry 1:200-1:1000, Immunocytochemistry/ Immunofluorescence 1:200-1:1000, Immunohistochemistry-Paraffin 1:200-1:1000

Images

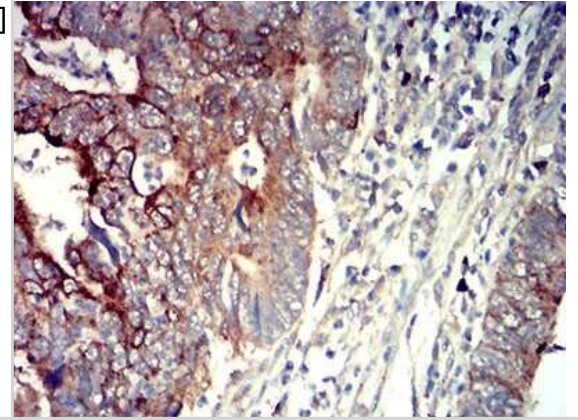
Western Blot: P2Y14/GPR105 Antibody (5A3F1) [NBP2-61753] - Analysis using P2RY14 mAb against human P2RY14 (AA: extra mix) recombinant protein. (Expected MW is 11.5 kDa)



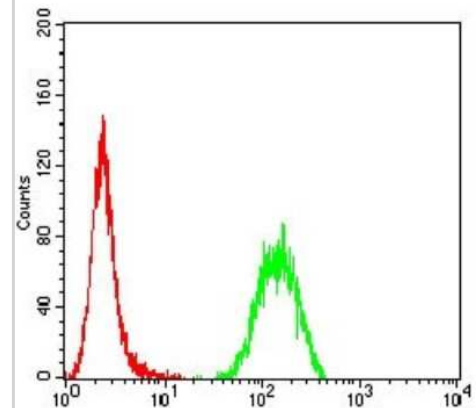
Immunocytochemistry/Immunofluorescence: P2Y14/GPR105 Antibody (5A3F1) [NBP2-61753] - Analysis of Hela cells using P2RY14 mouse mAb (green). Blue: DRAQ5 fluorescent DNA dye. Red: Actin filaments have been labeled with Alexa Fluor- 555 phalloidin. Goat anti-Mouse IgG (H+L) DyLight 488 secondary antibody was used.



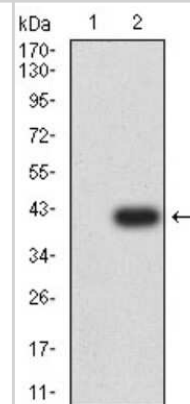
Immunohistochemistry: P2Y14/GPR105 Antibody (5A3F1) [NBP2-61753] - Analysis of paraffin-embedded rectum cancer tissues using P2RY14 mouse mAb with DAB staining.



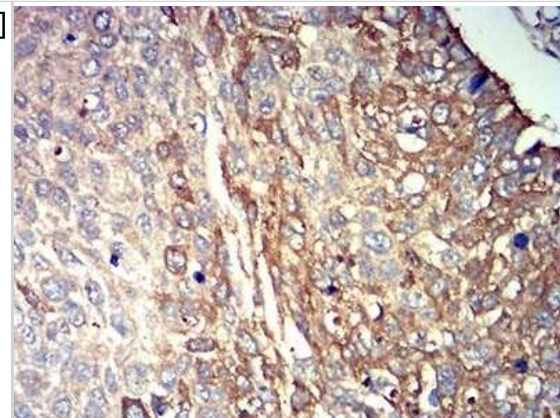
Flow Cytometry: P2Y14/GPR105 Antibody (5A3F1) [NBP2-61753] - Analysis of Hela cells using P2RY14 mouse mAb (green) and negative control (red).



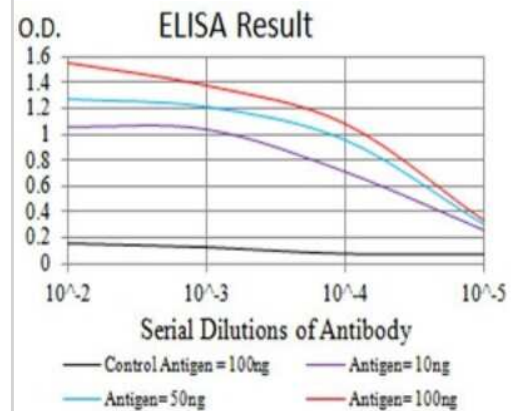
Western Blot: P2Y14/GPR105 Antibody (5A3F1) [NBP2-61753] - Analysis using P2RY14 mAb against HEK293 (1) and P2RY14 (AA: extra mix)-hlgGfc transfected HEK293 (2) cell lysate.



Immunohistochemistry: P2Y14/GPR105 Antibody (5A3F1) [NBP2-61753]
 - Analysis of paraffin-embedded lung cancer tissues using P2RY14 mouse mAb with DAB staining.



ELISA: P2Y14/GPR105 Antibody (5A3F1) [NBP2-61753] - Black line: Control Antigen (100 ng); Purple line: Antigen (10ng); Blue line: Antigen (50 ng); Red line: Antigen (100 ng)





Novus Biologicals USA

10730 E. Briarwood Avenue
Centennial, CO 80112
USA
Phone: 303.730.1950
Toll Free: 1.888.506.6887
Fax: 303.730.1966
nb-customerservice@bio-techne.com

Bio-Techne Canada

21 Canmotor Ave
Toronto, ON M8Z 4E6
Canada
Phone: 905.827.6400
Toll Free: 855.668.8722
Fax: 905.827.6402
canada.inquires@bio-techne.com

Bio-Techne Ltd

19 Barton Lane
Abingdon Science Park
Abingdon, OX14 3NB, United Kingdom
Phone: (44) (0) 1235 529449
Free Phone: 0800 37 34 15
Fax: (44) (0) 1235 533420
info.EMEA@bio-techne.com

General Contact Information

www.novusbio.com
Technical Support: nb-technical@bio-techne.com
Orders: nb-customerservice@bio-techne.com
General: novus@novusbio.com

Products Related to NBP2-61753

NBP2-33376H	Blue Marker Antibody (6F4-F6) [HRP]
HAF007	Goat anti-Mouse IgG Secondary Antibody [HRP]
NB7539	Goat anti-Mouse IgG (H+L) Secondary Antibody [HRP]
NBP2-27231	Mouse IgG2b Isotype Control (MPC-11)

Limitations

This product is for research use only and is not approved for use in humans or in clinical diagnosis. Primary Antibodies are guaranteed for 1 year from date of receipt.

For more information on our 100% guarantee, please visit www.novusbio.com/guarantee

Earn gift cards/discounts by submitting a review: www.novusbio.com/reviews/submit/NBP2-61753

Earn gift cards/discounts by submitting a publication using this product:
www.novusbio.com/publications

