Product Datasheet

BCL2L10 Antibody (8A11G12) - BSA Free
NBP2-61704

Unit Size: 0.1 ml

Store at 4C short term. Aliquot and store at -20C long term. Avoid freeze-thaw cycles.

www.novusbio.com technical@novusbio.com

Protocols, Publications, Related Products, Reviews, Research Tools and Images at:
www.novusbio.com/NBP2-61704

Updated 9/9/2025 v.20.1

Earn rewards for product reviews and publications.
Submit a publication at www.novusbio.com/publications
Submit a review at www.novusbio.com/reviews/destination/NBP2-61704

NBP2-61704

BCL2L10 Antibody (8A11G12) - BSA Free

Product Information	
Unit Size	0.1 ml
Concentration	1 mg/ml
Storage	Store at 4C short term. Aliquot and store at -20C long term. Avoid freeze-thaw cycles.
Clonality	Monoclonal
Clone	8A11G12
Preservative	0.05% Sodium Azide
Isotype	IgG2a
Purity	Protein G purified
Buffer	PBS
Target Molecular Weight	22 kDa

Product Description	
Description	Novus Biologicals Mouse BCL2L10 Antibody (8A11G12) - BSA Free (NBP2-61704) is a monoclonal antibody validated for use in WB, ELISA and Flow. All Novus Biologicals antibodies are covered by our 100% guarantee.
Host	Mouse
Gene ID	10017
Gene Symbol	BCL2L10
Species	Human
Immunogen	Purified recombinant fragment of human BCL2L10 (AA: 31-186) expressed in E. Coli.

Product Application Details	
Applications	Western Blot, ELISA, Flow Cytometry
Recommended Dilutions	Western Blot 1:100-1:2000, Flow Cytometry 1:10-1:1000, ELISA 1:100-1:2000

Images

Western Blot: BCL2L10 Antibody (8A11G12) [NBP2-61704] - Analysis using BCL2L10 mAb against human BCL2L10 (AA: 31-186) recombinant protein. (Expected MW is 43.1 kDa)

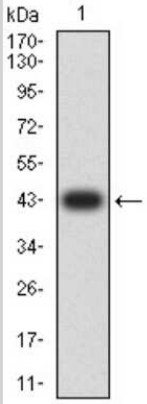

Flow Cytometry: BCL2L10 Antibody (8A11G12) [NBP2-61704] - Analysis of HeLa cells using BCL2L10 mouse mAb (green) and negative control (red).

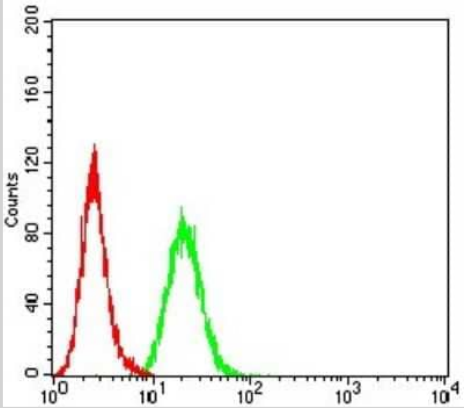

Western Blot: BCL2L10 Antibody (8A11G12) [NBP2-61704] - Analysis using BCL2L10 mAb against HEK293 (1) and BCL2L10 (AA: 31-186)-hIgGFc transfected HEK293 (2) cell lysate.

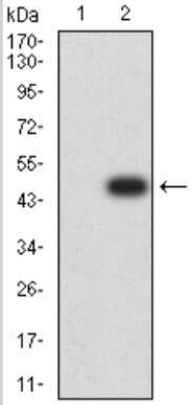

ELISA: BCL2L10 Antibody (8A11G12) [NBP2-61704] - Black line: Control Antigen (100 ng);Purple line: Antigen (10ng); Blue line: Antigen (50 ng); Red line:Antigen (100 ng)

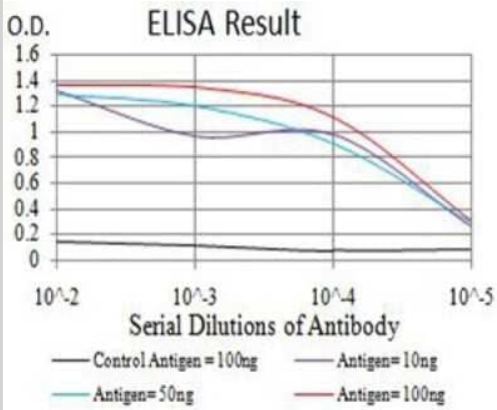

Novus Biologicals USA
10730 E. Briarwood Avenue
Centennial, CO 80112
USA
Phone: 303.730.1950
Toll Free: 1.888.506.6887
Fax: 303.730.1966
nb-customerservice@bio-techne.com

Bio-Techne Canada
21 Canmotor Ave
Toronto, ON M8Z 4E6
Canada
Phone: 905.827.6400
Toll Free: 855.668.8722
Fax: 905.827.6402
canada.inquires@bio-techne.com

Bio-Techne Ltd
19 Barton Lane
Abingdon Science Park
Abingdon, OX14 3NB, United Kingdom
Phone: (44) (0) 1235 529449
Free Phone: 0800 37 34 15
Fax: (44) (0) 1235 533420
info.EMEA@bio-techne.com

General Contact Information
www.novusbio.com
Technical Support: nb-technical@bio-techne.com
Orders: nb-customerservice@bio-techne.com
General: novus@novusbio.com

Products Related to NBP2-61704

NBP2-33376H	Blue Marker Antibody (6F4-F6) [HRP]
HAF007	Goat anti-Mouse IgG Secondary Antibody [HRP]
NB7539	Goat anti-Mouse IgG (H+L) Secondary Antibody [HRP]
NBP1-96778	Mouse IgG2a Isotype Control (M2A)

Limitations
This product is for research use only and is not approved for use in humans or in clinical diagnosis. Primary Antibodies are guaranteed for 1 year from date of receipt.

For more information on our 100% guarantee, please visit www.novusbio.com/guarantee

Earn gift cards/discounts by submitting a review: www.novusbio.com/reviews/submit/NBP2-61704

Earn gift cards/discounts by submitting a publication using this product: www.novusbio.com/publications