

Product Datasheet

BCAT2 Antibody (7G3A11) - BSA Free NBP2-61699

Unit Size: 0.1 ml

Store at 4C short term. Aliquot and store at -20C long term. Avoid freeze-thaw cycles.

www.novusbio.com



technical@novusbio.com

Publications: 1

Protocols, Publications, Related Products, Reviews, Research Tools and Images at:
www.novusbio.com/NBP2-61699

Updated 9/9/2025 v.20.1

Earn rewards for product
reviews and publications.

Submit a publication at www.novusbio.com/publications

Submit a review at www.novusbio.com/reviews/destination/NBP2-61699



NBP2-61699

BCAT2 Antibody (7G3A11) - BSA Free

Product Information	
Unit Size	0.1 ml
Concentration	1 mg/ml
Storage	Store at 4C short term. Aliquot and store at -20C long term. Avoid freeze-thaw cycles.
Clonality	Monoclonal
Clone	7G3A11
Preservative	0.05% Sodium Azide
Isotype	IgG1
Purity	Protein G purified
Buffer	PBS
Target Molecular Weight	44.3 kDa

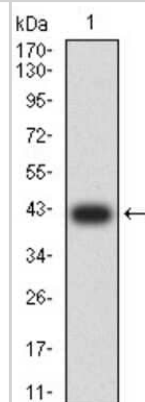
Product Description	
Description	Novus Biologicals Mouse BCAT2 Antibody (7G3A11) - BSA Free (NBP2-61699) is a monoclonal antibody validated for use in WB, ELISA and Flow. Anti-BCAT2 Antibody: Cited in 1 publication. All Novus Biologicals antibodies are covered by our 100% guarantee.
Host	Mouse
Gene ID	587
Gene Symbol	BCAT2
Species	Human
Immunogen	Purified recombinant fragment of human BCAT2 (AA: 259-393) expressed in E. Coli.

Product Application Details	
Applications	Western Blot, ELISA, Flow Cytometry
Recommended Dilutions	Western Blot 1:100-1:2000, Flow Cytometry 1:10-1:1000, ELISA 1:100-1:2000

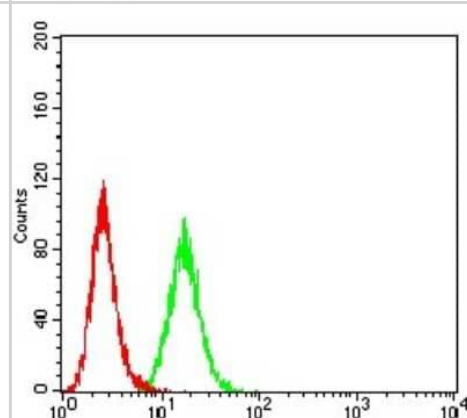


Images

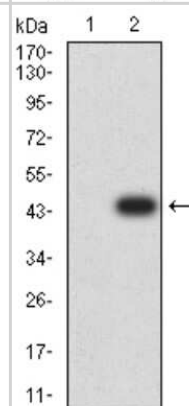
Western Blot: BCAT2 Antibody (7G3A11) [NBP2-61699] - Analysis using BCAT2 mAb against human BCAT2 (AA: 259-393) recombinant protein. (Expected MW is 41.5 kDa)



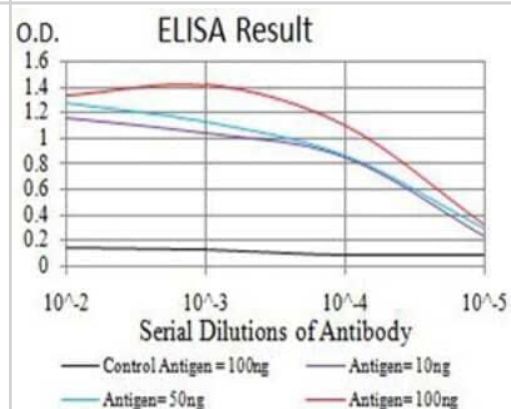
Flow Cytometry: BCAT2 Antibody (7G3A11) [NBP2-61699] - Analysis of HeLa cells using BCAT2 mouse mAb (green) and negative control (red).



Western Blot: BCAT2 Antibody (7G3A11) [NBP2-61699] - Analysis using BCAT2 mAb against HEK293 (1) and BCAT2 (AA: 259-393)-hlgGfc transfected HEK293 (2) cell lysate.



ELISA: BCAT2 Antibody (7G3A11) [NBP2-61699] - Black line: Control Antigen (100 ng); Purple line: Antigen (10ng); Blue line: Antigen (50 ng); Red line: Antigen (100 ng)



Publications

Klysz DD, Fowler C, Malipatlolla M et Al. Inosine induces stemness features in CAR-T cells and enhances potency Cancer Cell 2024-02-15 [PMID: 38278150]



Novus Biologicals USA

10730 E. Briarwood Avenue
Centennial, CO 80112
USA
Phone: 303.730.1950
Toll Free: 1.888.506.6887
Fax: 303.730.1966
nb-customerservice@bio-techne.com

Bio-Techne Canada

21 Canmotor Ave
Toronto, ON M8Z 4E6
Canada
Phone: 905.827.6400
Toll Free: 855.668.8722
Fax: 905.827.6402
canada.inquires@bio-techne.com

Bio-Techne Ltd

19 Barton Lane
Abingdon Science Park
Abingdon, OX14 3NB, United Kingdom
Phone: (44) (0) 1235 529449
Free Phone: 0800 37 34 15
Fax: (44) (0) 1235 533420
info.EMEA@bio-techne.com

General Contact Information

www.novusbio.com
Technical Support: nb-technical@bio-techne.com
Orders: nb-customerservice@bio-techne.com
General: novus@novusbio.com

Products Related to NBP2-61699

NBP2-33376H	Blue Marker Antibody (6F4-F6) [HRP]
HAF007	Goat anti-Mouse IgG Secondary Antibody [HRP]
NB7539	Goat anti-Mouse IgG (H+L) Secondary Antibody [HRP]
NBP1-97005-0.5mg	Mouse IgG1 Isotype Control (MG1)

Limitations

This product is for research use only and is not approved for use in humans or in clinical diagnosis. Primary Antibodies are guaranteed for 1 year from date of receipt.

For more information on our 100% guarantee, please visit www.novusbio.com/guarantee

Earn gift cards/discounts by submitting a review: www.novusbio.com/reviews/submit/NBP2-61699

Earn gift cards/discounts by submitting a publication using this product:
www.novusbio.com/publications

