

# Product Datasheet

## Nicotinic Acetylcholine R alpha 6/CHRNA6 Antibody (5B6G8) - BSA Free NBP2-61679

Unit Size: 0.1 ml

Store at 4C short term. Aliquot and store at -20C long term. Avoid freeze-thaw cycles.

[www.novusbio.com](http://www.novusbio.com)



[technical@novusbio.com](mailto:technical@novusbio.com)

Protocols, Publications, Related Products, Reviews, Research Tools and Images at:  
[www.novusbio.com/NBP2-61679](http://www.novusbio.com/NBP2-61679)

Updated 9/9/2025 v.20.1

Earn rewards for product  
reviews and publications.

Submit a publication at [www.novusbio.com/publications](http://www.novusbio.com/publications)

Submit a review at [www.novusbio.com/reviews/destination/NBP2-61679](http://www.novusbio.com/reviews/destination/NBP2-61679)



**NBP2-61679**

Nicotinic Acetylcholine R alpha 6/CHRNA6 Antibody (5B6G8) - BSA Free

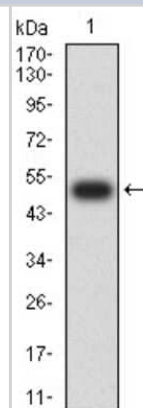
Product Information	
Unit Size	0.1 ml
Concentration	1 mg/ml
Storage	Store at 4C short term. Aliquot and store at -20C long term. Avoid freeze-thaw cycles.
Clonality	Monoclonal
Clone	5B6G8
Preservative	0.05% Sodium Azide
Isotype	IgG1
Purity	Protein G purified
Buffer	PBS
Target Molecular Weight	57 kDa

Product Description	
Description	Novus Biologicals Mouse Nicotinic Acetylcholine R alpha 6/CHRNA6 Antibody (5B6G8) - BSA Free (NBP2-61679) is a monoclonal antibody validated for use in IHC, WB, ELISA, Flow and ICC/IF. All Novus Biologicals antibodies are covered by our 100% guarantee.
Host	Mouse
Gene ID	8973
Gene Symbol	CHRNA6
Species	Human
Immunogen	Purified recombinant fragment of human Nicotinic Acetylcholine R alpha 6/CHRNA6 (AA: 26-239) expressed in E. Coli.

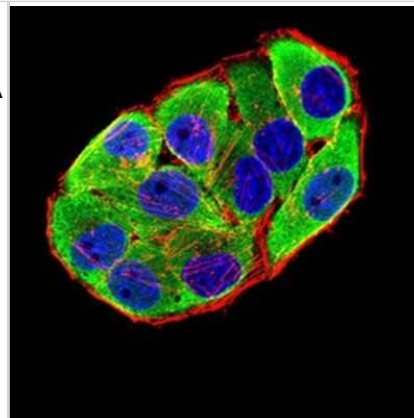
Product Application Details	
Applications	Western Blot, Immunohistochemistry-Paraffin, ELISA, Flow Cytometry, Immunocytochemistry/ Immunofluorescence, Immunohistochemistry
Recommended Dilutions	Western Blot 1:500-1:2000, Flow Cytometry 1:200-1:400, ELISA 1:10000, Immunohistochemistry 1:200-1:1000, Immunocytochemistry/ Immunofluorescence 1:100-1:500, Immunohistochemistry-Paraffin 1:200-1:1000

**Images**

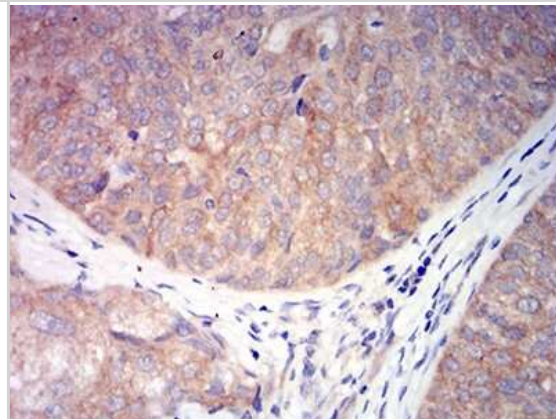
Western Blot: Nicotinic Acetylcholine R alpha 6/CHRNA6 Antibody (5B6G8) [NBP2-61679] - Analysis using CHRNA6 mAb against human CHRNA6 (AA: 26-239) recombinant protein. (Expected MW is 51.2 kDa)



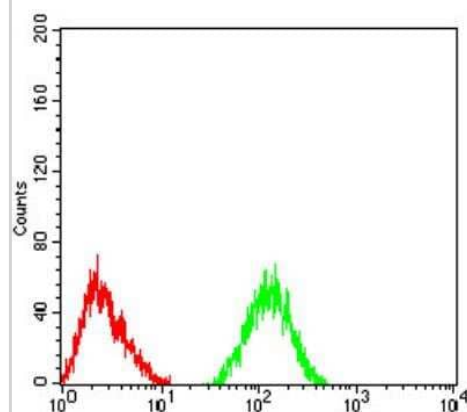
Immunocytochemistry/Immunofluorescence: Nicotinic Acetylcholine R alpha 6/CHRNA6 Antibody (5B6G8) [NBP2-61679] - Analysis of Hela cells using CHRNA6 mouse mAb (green). Blue: DRAQ5 fluorescent DNA dye. Red: Actin filaments have been labeled with Alexa Fluor- 555 phalloidin. Goat anti-Mouse IgG (H+L) DyLight 488 secondary antibody was used.



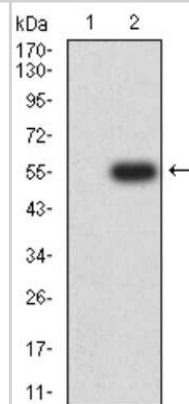
Immunohistochemistry: Nicotinic Acetylcholine R alpha 6/CHRNA6 Antibody (5B6G8) [NBP2-61679] - Analysis of paraffin-embedded bladder cancer tissues using CHRNA6 mouse mAb with DAB staining.



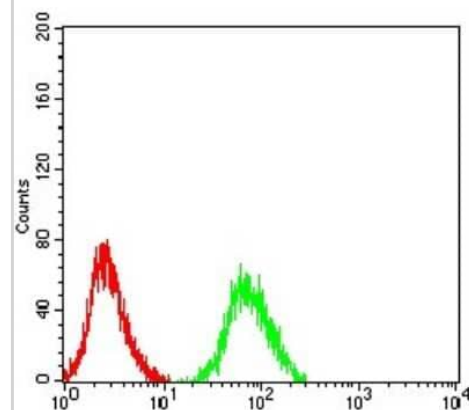
Flow Cytometry: Nicotinic Acetylcholine R alpha 6/CHRNA6 Antibody (5B6G8) [NBP2-61679] - Analysis of SK-N-SH cells using CHRNA6 mouse mAb (green) and negative control (red).



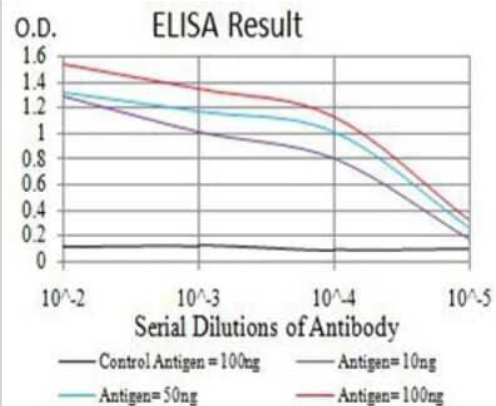
Western Blot: Nicotinic Acetylcholine R alpha 6/CHRNA6 Antibody (5B6G8) [NBP2-61679] - Analysis using CHRNA6 mAb against HEK293 (1) and CHRNA6 (AA: 26-239)-hlgGfc transfected HEK293 (2) cell lysate.



Flow Cytometry: Nicotinic Acetylcholine R alpha 6/CHRNA6 Antibody (5B6G8) [NBP2-61679] - Analysis of SH-SY5Y cells using CHRNA6 mouse mAb (green) and negative control (red).



ELISA: Nicotinic Acetylcholine R alpha 6/CHRNA6 Antibody (5B6G8) [NBP2-61679] - Black line: Control Antigen (100 ng); Purple line: Antigen (10ng); Blue line: Antigen (50 ng); Red line: Antigen (100 ng)





### **Novus Biologicals USA**

10730 E. Briarwood Avenue  
Centennial, CO 80112  
USA  
Phone: 303.730.1950  
Toll Free: 1.888.506.6887  
Fax: 303.730.1966  
nb-customerservice@bio-techne.com

### **Bio-Techne Canada**

21 Canmotor Ave  
Toronto, ON M8Z 4E6  
Canada  
Phone: 905.827.6400  
Toll Free: 855.668.8722  
Fax: 905.827.6402  
canada.inquires@bio-techne.com

### **Bio-Techne Ltd**

19 Barton Lane  
Abingdon Science Park  
Abingdon, OX14 3NB, United Kingdom  
Phone: (44) (0) 1235 529449  
Free Phone: 0800 37 34 15  
Fax: (44) (0) 1235 533420  
info.EMEA@bio-techne.com

### **General Contact Information**

www.novusbio.com  
Technical Support: nb-technical@bio-techne.com  
Orders: nb-customerservice@bio-techne.com  
General: novus@novusbio.com

### **Products Related to NBP2-61679**

---

NBP2-33376H	Blue Marker Antibody (6F4-F6) [HRP]
HAF007	Goat anti-Mouse IgG Secondary Antibody [HRP]
NB7539	Goat anti-Mouse IgG (H+L) Secondary Antibody [HRP]
NBP1-97005-0.5mg	Mouse IgG1 Isotype Control (MG1)

---

### **Limitations**

This product is for research use only and is not approved for use in humans or in clinical diagnosis. Primary Antibodies are guaranteed for 1 year from date of receipt.

For more information on our 100% guarantee, please visit [www.novusbio.com/guarantee](http://www.novusbio.com/guarantee)

Earn gift cards/discounts by submitting a review: [www.novusbio.com/reviews/submit/NBP2-61679](http://www.novusbio.com/reviews/submit/NBP2-61679)

Earn gift cards/discounts by submitting a publication using this product:  
[www.novusbio.com/publications](http://www.novusbio.com/publications)

