

# Product Datasheet

## HMG-CoA Reductase/HMGCR Antibody (CL0260) - BSA Free NBP2-61617

Unit Size: 100 ul

Store at 4C short term. Aliquot and store at -20C long term. Avoid freeze-thaw cycles.

[www.novusbio.com](http://www.novusbio.com)



[technical@novusbio.com](mailto:technical@novusbio.com)

Protocols, Publications, Related Products, Reviews, Research Tools and Images at:  
[www.novusbio.com/NBP2-61617](http://www.novusbio.com/NBP2-61617)

Updated 12/2/2025 v.20.1

Earn rewards for product  
reviews and publications.

Submit a publication at [www.novusbio.com/publications](http://www.novusbio.com/publications)

Submit a review at [www.novusbio.com/reviews/destination/NBP2-61617](http://www.novusbio.com/reviews/destination/NBP2-61617)



**NBP2-61617**

HMG-CoA Reductase/HMGCR Antibody (CL0260) - BSA Free

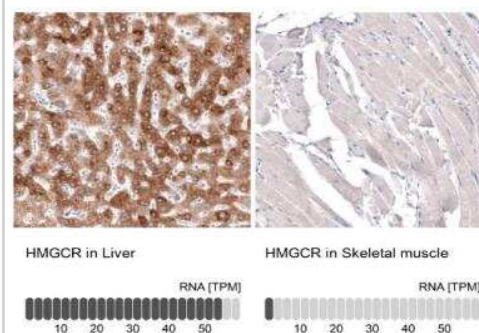
Product Information	
Unit Size	100 ul
Concentration	Concentrations vary lot to lot. See vial label for concentration. If unlisted please contact technical services.
Storage	Store at 4C short term. Aliquot and store at -20C long term. Avoid freeze-thaw cycles.
Clonality	Monoclonal
Clone	CL0260
Preservative	0.02% Sodium Azide
Isotype	IgG1
Purity	Protein A purified
Buffer	PBS (pH 7.2) and 40% Glycerol

Product Description	
Description	Novus Biologicals Mouse HMG-CoA Reductase/HMGCR Antibody (CL0260) - BSA Free (NBP2-61617) is a monoclonal antibody validated for use in IHC and WB. All Novus Biologicals antibodies are covered by our 100% guarantee.
Host	Mouse
Gene ID	3156
Gene Symbol	HMGCR
Species	Human
Immunogen	This antibody was developed using a recombinant protein derived from P04035, with the exact immunogen sequence remaining proprietary.


Product Application Details	
Applications	Western Blot, Immunohistochemistry-Paraffin, Immunohistochemistry, Knockdown Validated
Recommended Dilutions	Western Blot 1 ug/ml, Immunohistochemistry 1:20 -1:50, Immunohistochemistry-Paraffin 1:20 - 1:50, Knockdown Validated
Application Notes	IHC-Paraffin HIER pH6 retrieval is recommended.

**Images**

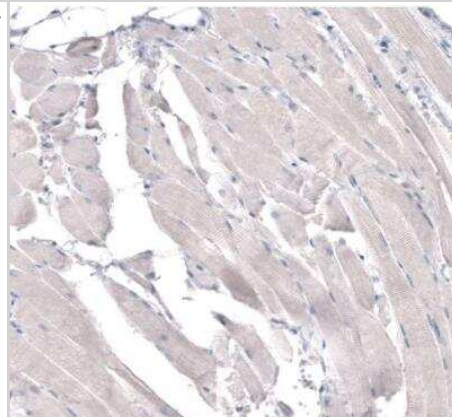
Immunohistochemistry-Paraffin: HMG-CoA Reductase/HMGCR Antibody (CL0260) [NBP2-61617] - Analysis in human liver and skeletal muscle tissues using NBP2-61617 antibody. Corresponding HMGCR RNA-seq data are presented for the same tissues.



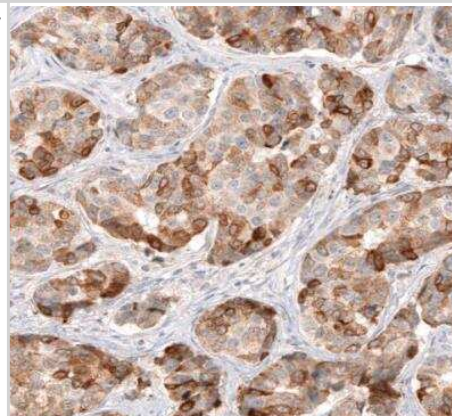
Western Blot: HMG-CoA Reductase/HMGCR Antibody (CL0260) [NBP2-61617] - Analysis in MCF-7 cells transfected with control siRNA, target specific siRNA probe #1 and #2, using Anti-HMGCR antibody. Remaining relative intensity is presented. Loading control: Anti-GAPDH.



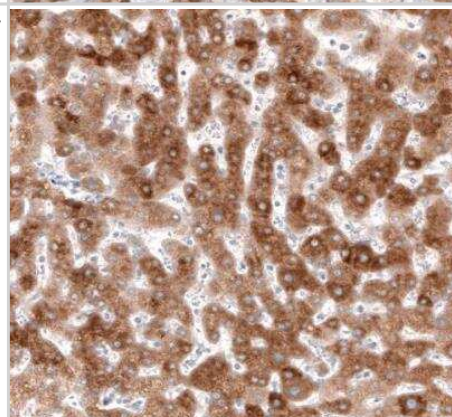
Immunohistochemistry-Paraffin: HMG-CoA Reductase/HMGCR Antibody (CL0260) [NBP2-61617] - Staining of human skeletal muscle shows no positivity in myocytes as expected.



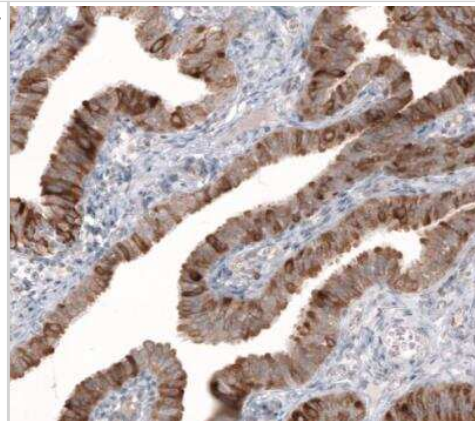
Immunohistochemistry-Paraffin: HMG-CoA Reductase/HMGCR Antibody (CL0260) [NBP2-61617] - Staining of human breast cancer shows moderate to strong cytoplasmic positivity in tumor cells.



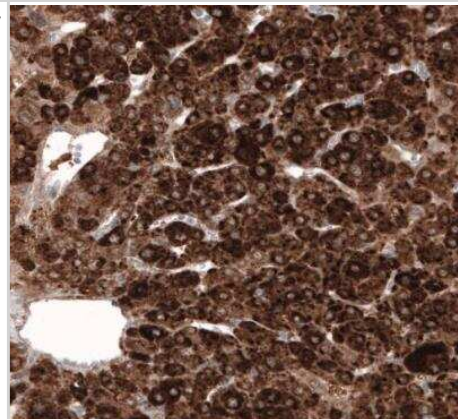
Immunohistochemistry-Paraffin: HMG-CoA Reductase/HMGCR Antibody (CL0260) [NBP2-61617] - Staining of human liver shows moderate cytoplasmic positivity in hepatocytes.



Immunohistochemistry-Paraffin: HMG-CoA Reductase/HMGCR Antibody (CL0260) [NBP2-61617] - Staining of human fallopian tube shows moderate to strong cytoplasmic positivity in glandular cells.



Immunohistochemistry-Paraffin: HMG-CoA Reductase/HMGCR Antibody (CL0260) [NBP2-61617] - Staining of human liver cancer shows strong cytoplasmic positivity in tumor cells.





### Novus Biologicals USA

10730 E. Briarwood Avenue  
Centennial, CO 80112  
USA  
Phone: 303.730.1950  
Toll Free: 1.888.506.6887  
Fax: 303.730.1966  
nb-customerservice@bio-techne.com

### Bio-Techne Canada

21 Canmotor Ave  
Toronto, ON M8Z 4E6  
Canada  
Phone: 905.827.6400  
Toll Free: 855.668.8722  
Fax: 905.827.6402  
canada.inquires@bio-techne.com

### Bio-Techne Ltd

19 Barton Lane  
Abingdon Science Park  
Abingdon, OX14 3NB, United Kingdom  
Phone: (44) (0) 1235 529449  
Free Phone: 0800 37 34 15  
Fax: (44) (0) 1235 533420  
info.EMEA@bio-techne.com

### General Contact Information

www.novusbio.com  
Technical Support: nb-technical@bio-techne.com  
Orders: nb-customerservice@bio-techne.com  
General: novus@novusbio.com

### Products Related to NBP2-61617

---

NBP2-33376H	Blue Marker Antibody (6F4-F6) [HRP]
HAF007	Goat anti-Mouse IgG Secondary Antibody [HRP]
NB7539	Goat anti-Mouse IgG (H+L) Secondary Antibody [HRP]
NBP1-97005-0.5mg	Mouse IgG1 Isotype Control (MG1)

---

### Limitations

This product is for research use only and is not approved for use in humans or in clinical diagnosis. Primary Antibodies are guaranteed for 1 year from date of receipt.

For more information on our 100% guarantee, please visit [www.novusbio.com/guarantee](http://www.novusbio.com/guarantee)

Earn gift cards/discounts by submitting a review: [www.novusbio.com/reviews/submit/NBP2-61617](http://www.novusbio.com/reviews/submit/NBP2-61617)

Earn gift cards/discounts by submitting a publication using this product:  
[www.novusbio.com/publications](http://www.novusbio.com/publications)

