

# Product Datasheet

## Smad4 Antibody (RM277)

### NBP2-61587

Unit Size: 100 ul

Store at -20C. Avoid freeze-thaw cycles.

[www.novusbio.com](http://www.novusbio.com)



[technical@novusbio.com](mailto:technical@novusbio.com)

Protocols, Publications, Related Products, Reviews, Research Tools and Images at:  
[www.novusbio.com/NBP2-61587](http://www.novusbio.com/NBP2-61587)

Updated 2/24/2026 v.20.1

Earn rewards for product  
reviews and publications.

Submit a publication at [www.novusbio.com/publications](http://www.novusbio.com/publications)

Submit a review at [www.novusbio.com/reviews/destination/NBP2-61587](http://www.novusbio.com/reviews/destination/NBP2-61587)



**NBP2-61587**

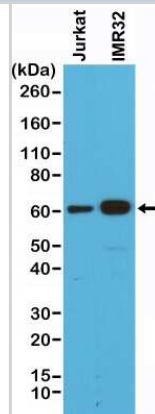
Smad4 Antibody (RM277)

| <b>Product Information</b>         |  |
|------------------------------------|--|
| <b>Unit Size</b>                   | 100 ul   |
| <b>Concentration</b>               | Please see the vial label for concentration. If unlisted please contact technical services.  |
| <b>Storage</b>                     | Store at -20C. Avoid freeze-thaw cycles.   |
| <b>Clonality</b>                   | Monoclonal   |
| <b>Clone</b>                       | RM277  |
| <b>Preservative</b>                | 0.09% Sodium Azide   |
| <b>Isotype</b>                     | IgG  |
| <b>Purity</b>                      | Protein A purified   |
| <b>Buffer</b>                      | 50% Glycerol/PBS, 1% BSA   |
| <b>Product Description</b>         |  |
| <b>Description</b>                 | Novus Biologicals Rabbit Smad4 Antibody (RM277) (NBP2-61587) is a recombinant monoclonal antibody validated for use in IHC and WB. All Novus Biologicals antibodies are covered by our 100% guarantee. |
| <b>Host</b>                        | Rabbit   |
| <b>Gene ID</b>                     | 4089   |
| <b>Gene Symbol</b>                 | SMAD4  |
| <b>Species</b>                     | Human  |
| <b>Reactivity Notes</b>            | This antibody may also react to mouse or rat Smad4, as predicted by immunogen homology.  |
| <b>Immunogen</b>                   | A peptide corresponding to the C-terminus of Human Smad4   |
| <b>Product Application Details</b> |  |
| <b>Applications</b>                | Western Blot, Immunohistochemistry-Paraffin, Immunohistochemistry  |
| <b>Recommended Dilutions</b>       | Western Blot 1:500 - 1:1000, Immunohistochemistry 1:1000 - 1:2000, Immunohistochemistry-Paraffin 1:1000-1:2000   |

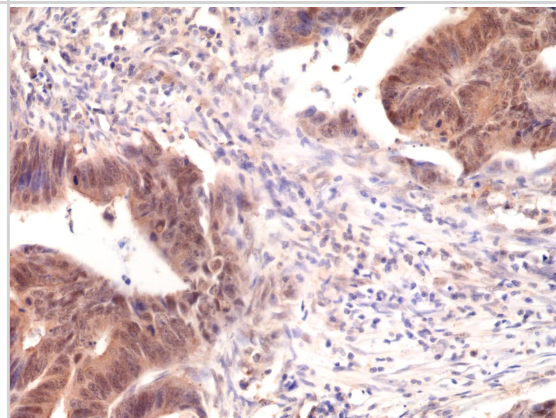


## Images

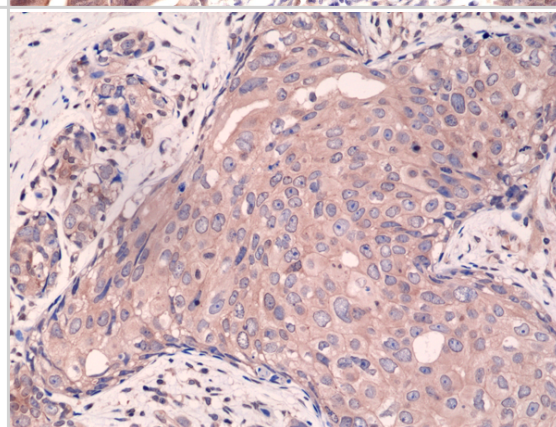
Western Blot: Smad4 Antibody (RM277) [NBP2-61587] - Western Blot of Jurkat and IMR32 cells lysates using NBP2-61587.



Immunohistochemistry-Paraffin: Smad4 Antibody (RM277) [NBP2-61587] - Immunohistochemical staining of formalin fixed and paraffin embedded human colon cancer tissue sections using NBP2-61587 at a 1:5000 dilution.



Immunohistochemistry-Paraffin: Smad4 Antibody (RM277) [NBP2-61587] - Immunohistochemical staining of formalin fixed and paraffin embedded Human breast cancer tissue sections using NBP2-61587.





### **Novus Biologicals USA**

10730 E. Briarwood Avenue  
Centennial, CO 80112  
USA  
Phone: 303.730.1950  
Toll Free: 1.888.506.6887  
Fax: 303.730.1966  
nb-customerservice@bio-techne.com

### **Bio-Techne Canada**

21 Canmotor Ave  
Toronto, ON M8Z 4E6  
Canada  
Phone: 905.827.6400  
Toll Free: 855.668.8722  
Fax: 905.827.6402  
canada.inquires@bio-techne.com

### **Bio-Techne Ltd**

19 Barton Lane  
Abingdon Science Park  
Abingdon, OX14 3NB, United Kingdom  
Phone: (44) (0) 1235 529449  
Free Phone: 0800 37 34 15  
Fax: (44) (0) 1235 533420  
info.EMEA@bio-techne.com

### **General Contact Information**

www.novusbio.com  
Technical Support: nb-technical@bio-techne.com  
Orders: nb-customerservice@bio-techne.com  
General: novus@novusbio.com

### **Products Related to NBP2-61587**

---

|             |   |
|-------------|---|
| NBP2-33376H | Blue Marker Antibody (6F4-F6) [HRP]                 |
| HAF008      | Goat anti-Rabbit IgG Secondary Antibody [HRP]       |
| NB7160      | Goat anti-Rabbit IgG (H+L) Secondary Antibody [HRP] |
| NBP2-24891  | Rabbit IgG Isotype Control                          |

---

### **Limitations**

This product is for research use only and is not approved for use in humans or in clinical diagnosis. Primary Antibodies are guaranteed for 1 year from date of receipt.

For more information on our 100% guarantee, please visit [www.novusbio.com/guarantee](http://www.novusbio.com/guarantee)

Earn gift cards/discounts by submitting a review: [www.novusbio.com/reviews/submit/NBP2-61587](http://www.novusbio.com/reviews/submit/NBP2-61587)

Earn gift cards/discounts by submitting a publication using this product:  
[www.novusbio.com/publications](http://www.novusbio.com/publications)

