

# Product Datasheet

## Histone H3 [p Thr3] Antibody (RM159) NBP2-61546

Unit Size: 100 ug

Store at -20C. Avoid freeze-thaw cycles.

[www.novusbio.com](http://www.novusbio.com)



[technical@novusbio.com](mailto:technical@novusbio.com)

### Publications: 1

Protocols, Publications, Related Products, Reviews, Research Tools and Images at:  
[www.novusbio.com/NBP2-61546](http://www.novusbio.com/NBP2-61546)

Updated 2/24/2026 v.20.1

Earn rewards for product  
reviews and publications.

Submit a publication at [www.novusbio.com/publications](http://www.novusbio.com/publications)

Submit a review at [www.novusbio.com/reviews/destination/NBP2-61546](http://www.novusbio.com/reviews/destination/NBP2-61546)



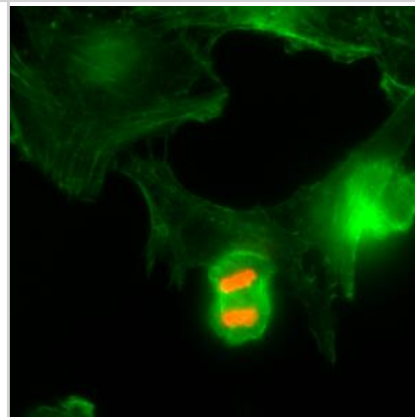
**NBP2-61546**

Histone H3 [p Thr3] Antibody (RM159)

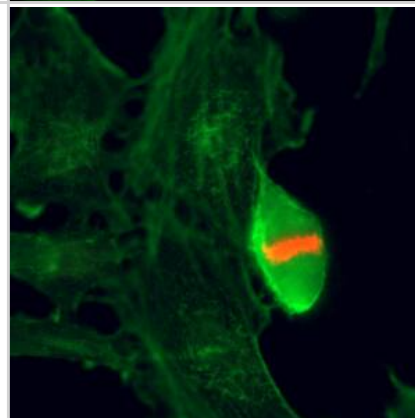
Product Information	
Unit Size	100 ug
Concentration	1 mg/ml
Storage	Store at -20C. Avoid freeze-thaw cycles.
Clonality	Monoclonal
Clone	RM159
Preservative	0.09% Sodium Azide
Isotype	IgG
Purity	Protein A purified
Buffer	50% Glycerol/PBS, 1% BSA
Target Molecular Weight	15 kDa
Product Description	
Description	Novus Biologicals Rabbit Histone H3 [p Thr3] Antibody (RM159) (NBP2-61546) is a recombinant monoclonal antibody validated for use in Multiplex Immunofluorescence, IHC, WB, ELISA and ICC/IF. Anti-Histone H3 Antibody: Cited in 1 publication. All Novus Biologicals antibodies are covered by our 100% guarantee.
Host	Rabbit
Gene ID	126961
Gene Symbol	H3C14
Species	Human, Vertebrate
Reactivity Notes	Human reactivity reported in scientific literature (PMID: 30348810).
Specificity/Sensitivity	This Histone H3 [p Thr3] antibody (RM159) reacts to Histone H3 phosphorylated at Threonine 3. No cross reactivity with other phosphorylated histones
Immunogen	This Histone H3 [p Thr3] antibody (RM159) was raised against a phospho-peptide corresponding to Histone H3 [p Thr3]
Product Application Details	
Applications	Western Blot, ELISA, Immunocytochemistry/ Immunofluorescence, Immunohistochemistry, Multiplex Immunofluorescence
Recommended Dilutions	Western Blot 0.1 ug/ml-1 ug/ml, ELISA 0.2 ug/mL - 1 ug/mL, Immunohistochemistry 0.5 ug/ml - 2 ug/ml, Immunocytochemistry/ Immunofluorescence 0.5 ug/ml - 2 ug/ml, Multiplex Immunofluorescence

## Images

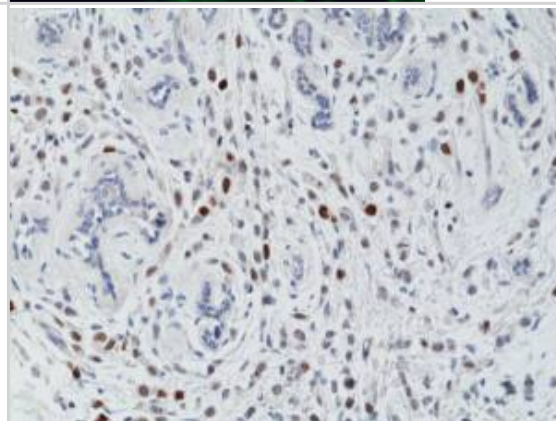
Immunocytochemistry/ Immunofluorescence: Histone H3 [p Thr3] Antibody (RM159) - Azide and BSA Free [NBP2-61546] - Immunocytochemistry of HeLa cells using Clone RM159 (red). Actin filaments have been labeled with fluorescein phalloidin (green).



Histone H3 [p Thr3] Antibody (RM159) - Azide and BSA Free [NBP2-61546] - Immunocytochemistry of HeLa cells using NBP3-26019 (red). Actin filaments have been labeled with fluorescein phalloidin (green).



Immunohistochemistry-Paraffin: Histone H3 [p Thr3] Antibody (RM159) [NBP2-61546] - Immunohistochemical staining of formalin fixed and paraffin embedded human breast cancer tissue section using NBP2-61546 at 1 ug/mL.



## Publications

Humphry NJ, Wheatley SP. Survivin inhibits excessive autophagy in cancer cells but does so independently of its interaction with LC3. Biol Open. 2018-10-22 [PMID: 30348810] (WB, Human)



### **Novus Biologicals USA**

10730 E. Briarwood Avenue  
Centennial, CO 80112  
USA  
Phone: 303.730.1950  
Toll Free: 1.888.506.6887  
Fax: 303.730.1966  
nb-customerservice@bio-techne.com

### **Bio-Techne Canada**

21 Canmotor Ave  
Toronto, ON M8Z 4E6  
Canada  
Phone: 905.827.6400  
Toll Free: 855.668.8722  
Fax: 905.827.6402  
canada.inquires@bio-techne.com

### **Bio-Techne Ltd**

19 Barton Lane  
Abingdon Science Park  
Abingdon, OX14 3NB, United Kingdom  
Phone: (44) (0) 1235 529449  
Free Phone: 0800 37 34 15  
Fax: (44) (0) 1235 533420  
info.EMEA@bio-techne.com

### **General Contact Information**

www.novusbio.com  
Technical Support: nb-technical@bio-techne.com  
Orders: nb-customerservice@bio-techne.com  
General: novus@novusbio.com

### **Products Related to NBP2-61546**

---

NBP2-33376H	Blue Marker Antibody (6F4-F6) [HRP]
HAF008	Goat anti-Rabbit IgG Secondary Antibody [HRP]
NB7160	Goat anti-Rabbit IgG (H+L) Secondary Antibody [HRP]
NBP2-24891	Rabbit IgG Isotype Control

---

### **Limitations**

This product is for research use only and is not approved for use in humans or in clinical diagnosis. Primary Antibodies are guaranteed for 1 year from date of receipt.

For more information on our 100% guarantee, please visit [www.novusbio.com/guarantee](http://www.novusbio.com/guarantee)

Earn gift cards/discounts by submitting a review: [www.novusbio.com/reviews/submit/NBP2-61546](http://www.novusbio.com/reviews/submit/NBP2-61546)

Earn gift cards/discounts by submitting a publication using this product:  
[www.novusbio.com/publications](http://www.novusbio.com/publications)

