

Product Datasheet

Histone H3 [Dimethyl Lys18] Antibody (RM168) NBP2-61514

Unit Size: 100 ug

Store at -20C. Avoid freeze-thaw cycles.

www.novusbio.com



technical@novusbio.com

Protocols, Publications, Related Products, Reviews, Research Tools and Images at:
www.novusbio.com/NBP2-61514

Updated 2/24/2026 v.20.1

Earn rewards for product
reviews and publications.

Submit a publication at www.novusbio.com/publications

Submit a review at www.novusbio.com/reviews/destination/NBP2-61514



NBP2-61514

Histone H3 [Dimethyl Lys18] Antibody (RM168)

Product Information	
Unit Size	100 ug
Concentration	1 mg/ml
Storage	Store at -20C. Avoid freeze-thaw cycles.
Clonality	Monoclonal
Clone	RM168
Preservative	0.09% Sodium Azide
Isotype	IgG
Purity	Protein A purified
Buffer	50% Glycerol/PBS, 1% BSA
Target Molecular Weight	15 kDa


Product Description	
Description	Novus Biologicals Rabbit Histone H3 [Dimethyl Lys18] Antibody (RM168) (NBP2-61514) is a recombinant monoclonal antibody validated for use in Multiplex Immunofluorescence, WB and ELISA. All Novus Biologicals antibodies are covered by our 100% guarantee.
Host	Rabbit
Gene ID	126961
Gene Symbol	H3C14
Species	Human, Vertebrate
Specificity/Sensitivity	This Histone H3 [Dimethyl Lys18] antibody (RM168) reacts to Histone H3 dimethylated at Lysine 18. No cross reactivity with monomethylated Lysine 18 or trimethylated Lysine 18, or other methylation in histone H3.
Immunogen	This Histone H3 [Dimethyl Lys18] antibody (RM168) was raised against a dimethyl-peptide corresponding to Histone H3 [Dimethyl Lys18]

Product Application Details	
Applications	Western Blot, Dot Blot, ELISA, Multiplex Immunofluorescence
Recommended Dilutions	Western Blot 0.2 ug/ml - 1 ug/ml, ELISA 0.1 ug/mL- 0.5 ug/mL, Dot Blot 0.1 ug/mL-0.5 ug/mL, Multiplex Immunofluorescence

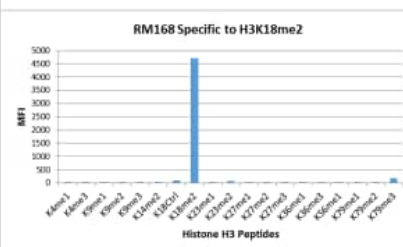


Images

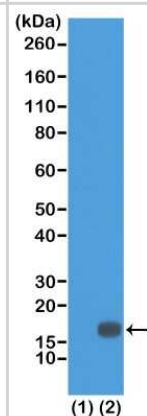
Dot Blot: Histone H3 [Dimethyl Lys18] Antibody (RM168) [NBP2-61514] - A Peptide dot blot shows NBP2-61514 only reacts to Histone H3 dimethyl-Lysine 18 (K18me2). No cross reactivity with nonmodified Lysine 18 (K18Ctrl), monomethylated Lysine 18 (K18me1), dimethylated Lysine 4 (K4me2), or dimethylated Lysine 36 (K36me2).



Multiplex Immunoassay: Histone H3 [Dimethyl Lys18] Antibody (RM168) - Azide and BSA Free [NBP2-61514] - RM168 specifically reacts to Histone H3 dimethylated at Lysine 18 (K18me2). No cross reactivity with other methylated lysines in Histone H3.



Western Blot: Histone H3 [Dimethyl Lys18] Antibody (RM168) [NBP2-61514] - Western Blot of recombinant Histone H3.3 (1) and acid extracts of HeLa cells (2), using NBP2-61514 at 0.5 ug/ml. Observed molecular weight is ~17 kDa.





Novus Biologicals USA

10730 E. Briarwood Avenue
Centennial, CO 80112
USA
Phone: 303.730.1950
Toll Free: 1.888.506.6887
Fax: 303.730.1966
nb-customerservice@bio-techne.com

Bio-Techne Canada

21 Canmotor Ave
Toronto, ON M8Z 4E6
Canada
Phone: 905.827.6400
Toll Free: 855.668.8722
Fax: 905.827.6402
canada.inquires@bio-techne.com

Bio-Techne Ltd

19 Barton Lane
Abingdon Science Park
Abingdon, OX14 3NB, United Kingdom
Phone: (44) (0) 1235 529449
Free Phone: 0800 37 34 15
Fax: (44) (0) 1235 533420
info.EMEA@bio-techne.com

General Contact Information

www.novusbio.com
Technical Support: nb-technical@bio-techne.com
Orders: nb-customerservice@bio-techne.com
General: novus@novusbio.com

Products Related to NBP2-61514

NBP2-33376H	Blue Marker Antibody (6F4-F6) [HRP]
HAF008	Goat anti-Rabbit IgG Secondary Antibody [HRP]
NB7160	Goat anti-Rabbit IgG (H+L) Secondary Antibody [HRP]
NBP2-24891	Rabbit IgG Isotype Control

Limitations

This product is for research use only and is not approved for use in humans or in clinical diagnosis. Primary Antibodies are guaranteed for 1 year from date of receipt.

For more information on our 100% guarantee, please visit www.novusbio.com/guarantee

Earn gift cards/discounts by submitting a review: www.novusbio.com/reviews/submit/NBP2-61514

Earn gift cards/discounts by submitting a publication using this product:
www.novusbio.com/publications

