

Product Datasheet

Histone H2B type 1B [ac Lys23] Antibody (RM260) NBP2-61500

Unit Size: 100 ug

Store at -20C. Avoid freeze-thaw cycles.

www.novusbio.com



technical@novusbio.com

Protocols, Publications, Related Products, Reviews, Research Tools and Images at:
www.novusbio.com/NBP2-61500

Updated 2/24/2026 v.20.1

Earn rewards for product
reviews and publications.

Submit a publication at www.novusbio.com/publications

Submit a review at www.novusbio.com/reviews/destination/NBP2-61500



NBP2-61500

Histone H2B type 1B [ac Lys23] Antibody (RM260)

Product Information	
Unit Size	100 ug
Concentration	1 mg/ml
Storage	Store at -20C. Avoid freeze-thaw cycles.
Clonality	Monoclonal
Clone	RM260
Preservative	0.09% Sodium Azide
Isotype	IgG
Purity	Protein A purified
Buffer	50% Glycerol/PBS, 1% BSA


Product Description	
Description	Novus Biologicals Rabbit Histone H2B type 1B [ac Lys23] Antibody (RM260) (NBP2-61500) is a recombinant monoclonal antibody validated for use in Multiplex Immunofluorescence, WB, ELISA and ICC/IF. All Novus Biologicals antibodies are covered by our 100% guarantee.
Host	Rabbit
Gene ID	3018
Gene Symbol	H2BC3
Species	Human, Vertebrate
Specificity/Sensitivity	This antibody reacts to Histone H2B type 1B acetylated at Lysine 23. No cross reactivity with other acetylated Lysines in histones.
Immunogen	An acetyl-peptide corresponding to Histone H2B type 1B [ac Lys23]

Product Application Details	
Applications	Western Blot, ELISA, Immunocytochemistry/ Immunofluorescence, Multiplex Immunofluorescence
Recommended Dilutions	Western Blot 0.5 ug/ml - 2 ug/ml, ELISA 0.2 ug/mL-1 ug/mL, Immunocytochemistry/ Immunofluorescence 0.5 ug/ml - 2 ug/ml, Multiplex Immunofluorescence

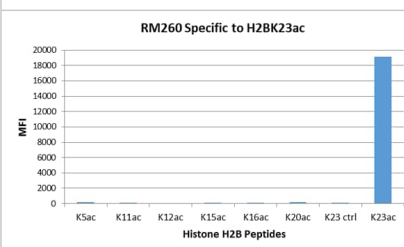


Images

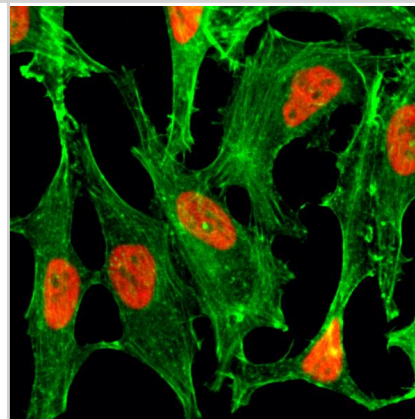
Western Blot: Histone H2B type 1B [ac Lys23] Antibody (RM260) [NBP2-61500] - Western Blot of (1) acid extracts of HeLa cells treated with sodium butyrate, (2) acid extracts of HeLa cells untreated, and (3) recombinant Histone H2B, using NBP2-61500 at 0.5 ug/ml



Multiplex Immunoassay: Histone H2B type 1B [ac Lys23] Antibody (RM260) - Azide and BSA Free [NBP2-61500] - RM260 specifically reacts to Histone H2B acetylated at Lysine 23 (K23ac). No cross reactivity with acetylated Lysine 5 (K5ac), Lysine 11 (K11ac), Lysine 12 (K12ac), Lysine 15 (K15ac), Lysine 20 (K20ac), or non-modified Lysine 23 in histone H2B.



Immunocytochemistry/ Immunofluorescence: Histone H2B type 1B [ac Lys23] Antibody (RM260) - Azide and BSA Free [NBP2-61500] - Immunocytochemistry of HeLa cells treated with sodium butyrate, using Clone RM260 (red). Actin filaments have been labeled with fluorescein phalloidin (green).





Novus Biologicals USA

10730 E. Briarwood Avenue
Centennial, CO 80112
USA
Phone: 303.730.1950
Toll Free: 1.888.506.6887
Fax: 303.730.1966
nb-customerservice@bio-techne.com

Bio-Techne Canada

21 Canmotor Ave
Toronto, ON M8Z 4E6
Canada
Phone: 905.827.6400
Toll Free: 855.668.8722
Fax: 905.827.6402
canada.inquires@bio-techne.com

Bio-Techne Ltd

19 Barton Lane
Abingdon Science Park
Abingdon, OX14 3NB, United Kingdom
Phone: (44) (0) 1235 529449
Free Phone: 0800 37 34 15
Fax: (44) (0) 1235 533420
info.EMEA@bio-techne.com

General Contact Information

www.novusbio.com
Technical Support: nb-technical@bio-techne.com
Orders: nb-customerservice@bio-techne.com
General: novus@novusbio.com

Products Related to NBP2-61500

NBP2-33376H	Blue Marker Antibody (6F4-F6) [HRP]
HAF008	Goat anti-Rabbit IgG Secondary Antibody [HRP]
NB7160	Goat anti-Rabbit IgG (H+L) Secondary Antibody [HRP]
NBP2-24891	Rabbit IgG Isotype Control

Limitations

This product is for research use only and is not approved for use in humans or in clinical diagnosis. Primary Antibodies are guaranteed for 1 year from date of receipt.

For more information on our 100% guarantee, please visit www.novusbio.com/guarantee

Earn gift cards/discounts by submitting a review: www.novusbio.com/reviews/submit/NBP2-61500

Earn gift cards/discounts by submitting a publication using this product:
www.novusbio.com/publications

