

# Product Datasheet

## His Tag Antibody (RMH01) - Chimeric NBP2-61478

Unit Size: 100 ug

Store at -20C. Avoid freeze-thaw cycles.

[www.novusbio.com](http://www.novusbio.com)



[technical@novusbio.com](mailto:technical@novusbio.com)

**Reviews: 1**

Protocols, Publications, Related Products, Reviews, Research Tools and Images at:  
[www.novusbio.com/NBP2-61478](http://www.novusbio.com/NBP2-61478)

Updated 2/24/2026 v.20.1

**Earn rewards for product  
reviews and publications.**

Submit a publication at [www.novusbio.com/publications](http://www.novusbio.com/publications)

Submit a review at [www.novusbio.com/reviews/destination/NBP2-61478](http://www.novusbio.com/reviews/destination/NBP2-61478)



**NBP2-61478**

His Tag Antibody (RMH01) - Chimeric

Product Information	
Unit Size	100 ug
Concentration	1 mg/ml
Storage	Store at -20C. Avoid freeze-thaw cycles.
Clonality	Monoclonal
Clone	RMH01
Preservative	0.09% Sodium Azide
Isotype	IgG1
Purity	Protein A purified
Buffer	50% Glycerol/PBS, 1% BSA


Product Description	
Description	Novus Biologicals Human His Tag Antibody (RMH01) - Chimeric (NBP2-61478) is a recombinant monoclonal antibody validated for use in WB, ELISA and Simple Western. All Novus Biologicals antibodies are covered by our 100% guarantee.
Host	Human
Species	Epitope Tag
Immunogen	This His Tag Antibody (RMH01) was developed against a mixture of a peptide with 6xHis-Tag at the N-terminus and another peptide with 6xHis Tag at the C-terminus. This antibody is a Rabbit-Human Chimeric antibody, made by fusion of the antigen binding region (variable domains of the heavy and light chains, VH and VL) of NBP2-61482, with the constant domain of Human IgG1. The antibody is recognized only by an anti-Human IgG secondary antibody.

Product Application Details	
Applications	Western Blot, Simple Western, ELISA, Sandwich ELISA Capture, Sandwich ELISA Detection
Recommended Dilutions	Western Blot 0.1 ug/ml - 1 ug/ml, Simple Western, ELISA, Sandwich ELISA Capture 0.1 - 2 ug/ml, Sandwich ELISA Detection 0.01 - 0.5 ug/ml
Application Notes	See <a href="#">Simple Western Antibody Database</a> for Simple Western validation: Tested in Human purified protein, separated by Size

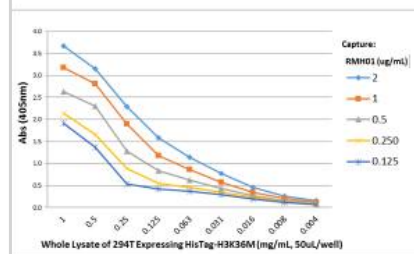


## Images

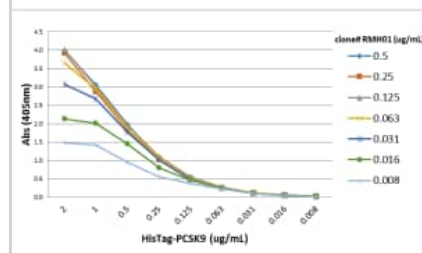
Western Blot: His Tag Antibody (RMH01) [NBP2-61478] - Western blot of 293T cells transfected (+) or untransfected (-) with a DNA construct encoding His-Tag Histone H3 (G34W) protein, using NBP2-61478 at 0.2 ug/mL, followed by a HRP conjugated anti-Human IgG secondary antibody.



Sandwich ELISA: His Tag Antibody (RMH01) - Chimeric - Azide and BSA Free [NBP2-61478] - Sandwich ELISA performed on different amounts of whole lysate of 293T cells transfected with a DNA construct encoding His Tag Histone H3 (K36M) protein, using Clone RMH01 as the capture antibody. Another Histone H3 [monomethyl Lys 36] rabbit monoclonal antibody was used as the detection antibody, followed by an alkaline phosphatase conjugated Rabbit IgG as the Secondary antibody.



ELISA: His Tag Antibody (RMH01) - Chimeric - Azide and BSA Free [NBP2-61478] - A titer ELISA performed on purified His Tag-PCSK9 recombinant protein. A serial dilution of Clone RMH01 was used as the primary antibody. An alkaline phosphatase conjugated anti-Human IgG as the secondary antibody.





### **Novus Biologicals USA**

10730 E. Briarwood Avenue  
Centennial, CO 80112  
USA  
Phone: 303.730.1950  
Toll Free: 1.888.506.6887  
Fax: 303.730.1966  
nb-customerservice@bio-techne.com

### **Bio-Techne Canada**

21 Canmotor Ave  
Toronto, ON M8Z 4E6  
Canada  
Phone: 905.827.6400  
Toll Free: 855.668.8722  
Fax: 905.827.6402  
canada.inquires@bio-techne.com

### **Bio-Techne Ltd**

19 Barton Lane  
Abingdon Science Park  
Abingdon, OX14 3NB, United Kingdom  
Phone: (44) (0) 1235 529449  
Free Phone: 0800 37 34 15  
Fax: (44) (0) 1235 533420  
info.EMEA@bio-techne.com

### **General Contact Information**

www.novusbio.com  
Technical Support: nb-technical@bio-techne.com  
Orders: nb-customerservice@bio-techne.com  
General: novus@novusbio.com

### **Products Related to NBP2-61478**

---

NBP2-33376H	Blue Marker Antibody (6F4-F6) [HRP]
G-102-C	Goat anti-Human IgG Secondary Antibody [Unconjugated]
NB7446	Goat anti-Human IgG Fc Secondary Antibody
DDXCH01P-100	Human IgG1 Isotype Control

---

### **Limitations**

This product is for research use only and is not approved for use in humans or in clinical diagnosis. Primary Antibodies are guaranteed for 1 year from date of receipt.

For more information on our 100% guarantee, please visit [www.novusbio.com/guarantee](http://www.novusbio.com/guarantee)

Earn gift cards/discounts by submitting a review: [www.novusbio.com/reviews/submit/NBP2-61478](http://www.novusbio.com/reviews/submit/NBP2-61478)

Earn gift cards/discounts by submitting a publication using this product:  
[www.novusbio.com/publications](http://www.novusbio.com/publications)

