

Product Datasheet

G6PC Antibody (CL5818) - BSA Free NBP2-61433

Unit Size: 100 ul

Store at 4C short term. Aliquot and store at -20C long term. Avoid freeze-thaw cycles.

www.novusbio.com



technical@novusbio.com

Protocols, Publications, Related Products, Reviews, Research Tools and Images at:
www.novusbio.com/NBP2-61433

Updated 12/2/2025 v.20.1

Earn rewards for product
reviews and publications.

Submit a publication at www.novusbio.com/publications

Submit a review at www.novusbio.com/reviews/destination/NBP2-61433



NBP2-61433

G6PC Antibody (CL5818) - BSA Free

Product Information	
Unit Size	100 ul
Concentration	Concentrations vary lot to lot. See vial label for concentration. If unlisted please contact technical services.
Storage	Store at 4C short term. Aliquot and store at -20C long term. Avoid freeze-thaw cycles.
Clonality	Monoclonal
Clone	CL5818
Preservative	0.02% Sodium Azide
Isotype	IgG2b
Purity	Protein A purified
Buffer	PBS (pH 7.2) and 40% Glycerol

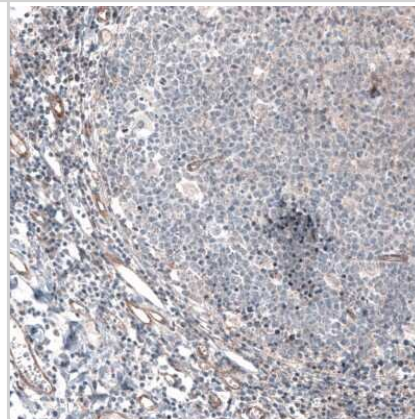
Product Description	
Description	Novus Biologicals Mouse G6PC Antibody (CL5818) - BSA Free (NBP2-61433) is a monoclonal antibody validated for use in IHC. All Novus Biologicals antibodies are covered by our 100% guarantee.
Host	Mouse
Gene ID	2538
Gene Symbol	G6PC1
Species	Human
Immunogen	This antibody was developed using a synthetic peptide derived from P35575, with the exact immunogen sequence remaining proprietary.

Product Application Details	
Applications	Immunohistochemistry-Paraffin, Immunohistochemistry
Recommended Dilutions	Immunohistochemistry 1:5000 - 1:10000, Immunohistochemistry-Paraffin 1:5000 - 1:10000
Application Notes	For IHC-Paraffin, HIER pH 6 retrieval is recommended.

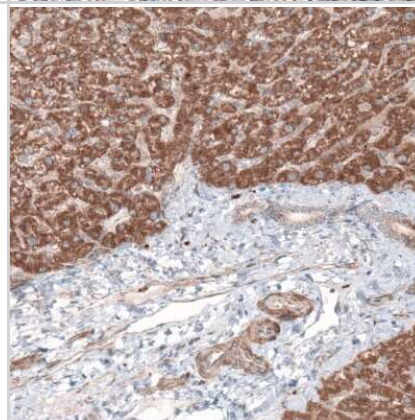


Images

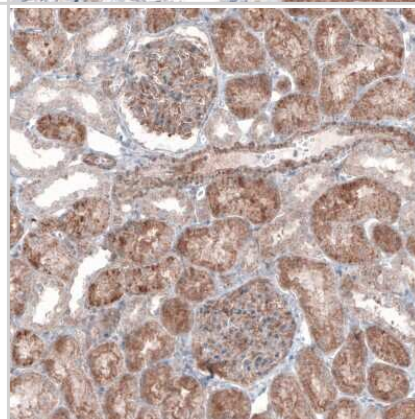
Immunohistochemistry-Paraffin: G6PC Antibody (CL5818) [NBP2-61433]
- Staining of human tonsil shows absence of positivity in lymphoid cells as expected (negative control).



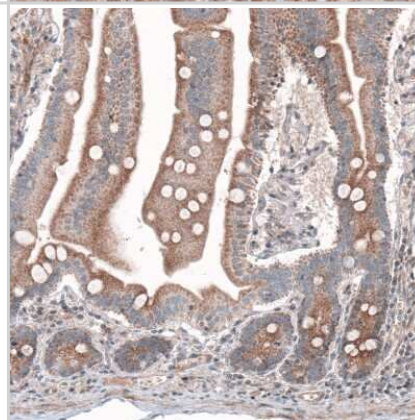
Immunohistochemistry-Paraffin: G6PC Antibody (CL5818) [NBP2-61433]
- Staining of human liver shows moderate cytoplasmic immunoreactivity in hepatocytes.



Immunohistochemistry-Paraffin: G6PC Antibody (CL5818) [NBP2-61433]
- Staining of human kidney shows moderate cytoplasmic positivity in renal tubules as well as in glomeruli.



Immunohistochemistry-Paraffin: G6PC Antibody (CL5818) [NBP2-61433]
- Staining of human duodenum shows cytoplasmic immunoreactivity in glandular cells.





Novus Biologicals USA

10730 E. Briarwood Avenue
Centennial, CO 80112
USA
Phone: 303.730.1950
Toll Free: 1.888.506.6887
Fax: 303.730.1966
nb-customerservice@bio-techne.com

Bio-Techne Canada

21 Canmotor Ave
Toronto, ON M8Z 4E6
Canada
Phone: 905.827.6400
Toll Free: 855.668.8722
Fax: 905.827.6402
canada.inquires@bio-techne.com

Bio-Techne Ltd

19 Barton Lane
Abingdon Science Park
Abingdon, OX14 3NB, United Kingdom
Phone: (44) (0) 1235 529449
Free Phone: 0800 37 34 15
Fax: (44) (0) 1235 533420
info.EMEA@bio-techne.com

General Contact Information

www.novusbio.com
Technical Support: nb-technical@bio-techne.com
Orders: nb-customerservice@bio-techne.com
General: novus@novusbio.com

Products Related to NBP2-61433

HAF007	Goat anti-Mouse IgG Secondary Antibody [HRP]
NB7539	Goat anti-Mouse IgG (H+L) Secondary Antibody [HRP]
NBP2-27231	Mouse IgG2b Isotype Control (MPC-11)
NBP2-31916PEP	G6PC Recombinant Protein Antigen

Limitations

This product is for research use only and is not approved for use in humans or in clinical diagnosis. Primary Antibodies are guaranteed for 1 year from date of receipt.

For more information on our 100% guarantee, please visit www.novusbio.com/guarantee

Earn gift cards/discounts by submitting a review: www.novusbio.com/reviews/submit/NBP2-61433

Earn gift cards/discounts by submitting a publication using this product:
www.novusbio.com/publications

