

# Product Datasheet

## Nanog Antibody (CL5810) - BSA Free NBP2-61429

Unit Size: 100 ul

Store at 4C short term. Aliquot and store at -20C long term. Avoid freeze-thaw cycles.

[www.novusbio.com](http://www.novusbio.com)



[technical@novusbio.com](mailto:technical@novusbio.com)

Protocols, Publications, Related Products, Reviews, Research Tools and Images at:  
[www.novusbio.com/NBP2-61429](http://www.novusbio.com/NBP2-61429)

Updated 9/9/2025 v.20.1

Earn rewards for product  
reviews and publications.

Submit a publication at [www.novusbio.com/publications](http://www.novusbio.com/publications)

Submit a review at [www.novusbio.com/reviews/destination/NBP2-61429](http://www.novusbio.com/reviews/destination/NBP2-61429)



**NBP2-61429**

Nanog Antibody (CL5810) - BSA Free

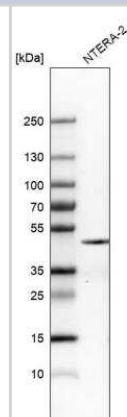
Product Information	
<b>Unit Size</b>	100 ul
<b>Concentration</b>	Concentrations vary lot to lot. See vial label for concentration. If unlisted please contact technical services.
<b>Storage</b>	Store at 4C short term. Aliquot and store at -20C long term. Avoid freeze-thaw cycles.
<b>Clonality</b>	Monoclonal
<b>Clone</b>	CL5810
<b>Preservative</b>	0.02% Sodium Azide
<b>Isotype</b>	IgG1
<b>Purity</b>	Protein A purified
<b>Buffer</b>	PBS (pH 7.2) and 40% Glycerol

Product Description	
<b>Description</b>	Novus Biologicals Mouse Nanog Antibody (CL5810) - BSA Free (NBP2-61429) is a monoclonal antibody validated for use in IHC, WB and ICC/IF. All Novus Biologicals antibodies are covered by our 100% guarantee.
<b>Host</b>	Mouse
<b>Gene ID</b>	79923
<b>Gene Symbol</b>	NANOG
<b>Species</b>	Human
<b>Immunogen</b>	This antibody was developed using a synthetic peptide derived from Q9H9S0, with the exact immunogen sequence remaining proprietary.

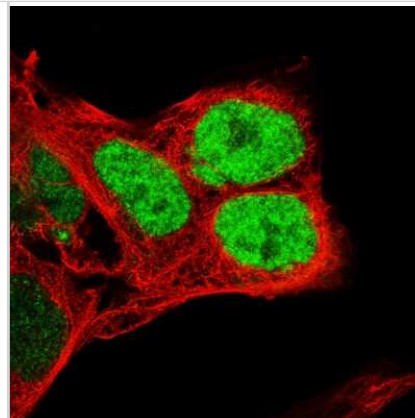
Product Application Details	
<b>Applications</b>	Western Blot, Immunohistochemistry-Paraffin, Immunocytochemistry/Immunofluorescence, Immunohistochemistry
<b>Recommended Dilutions</b>	Western Blot 1 ug/ml, Immunohistochemistry 1:1000 - 1:2500, Immunocytochemistry/ Immunofluorescence 2-10 ug/ml, Immunohistochemistry-Paraffin 1:1000 - 1:2500
<b>Application Notes</b>	For IHC-Paraffin, HIER pH 6 retrieval is recommended. Immunocytochemistry/Immunofluorescence Fixation Permeabilization: PFA/Triton X-100

**Images**

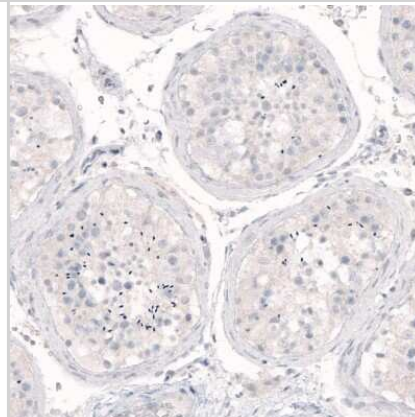
Western Blot: Nanog Antibody (CL5810) [NBP2-61429] - Analysis in human cell line NTERA-2.



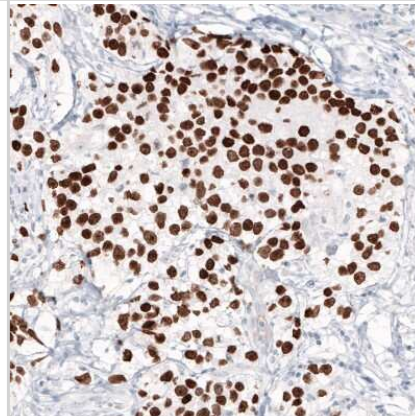
Immunocytochemistry/Immunofluorescence: Nanog Antibody (CL5810) [NBP2-61429] - Staining of NTERA-2 cells using the Anti-NANOG monoclonal antibody, showing specific staining in the nucleoplasm in green. Microtubule and nuclear probes are visualized in red and blue, respectively (where available).



Immunohistochemistry-Paraffin: Nanog Antibody (CL5810) [NBP2-61429] - Staining of human testis shows absence of positivity in seminiferous ducts as expected (negative control).



Immunohistochemistry-Paraffin: Nanog Antibody (CL5810) [NBP2-61429] - Staining of human testis cancer shows strong nuclear immunoreactivity in tumor cells.



Immunohistochemistry-Paraffin: Nanog Antibody (CL5810) [NBP2-61429] - Staining of human renal cancer shows absence of positivity in tumor cells as expected (negative control).





### **Novus Biologicals USA**

10730 E. Briarwood Avenue  
Centennial, CO 80112  
USA  
Phone: 303.730.1950  
Toll Free: 1.888.506.6887  
Fax: 303.730.1966  
nb-customerservice@bio-techne.com

### **Bio-Techne Canada**

21 Canmotor Ave  
Toronto, ON M8Z 4E6  
Canada  
Phone: 905.827.6400  
Toll Free: 855.668.8722  
Fax: 905.827.6402  
canada.inquires@bio-techne.com

### **Bio-Techne Ltd**

19 Barton Lane  
Abingdon Science Park  
Abingdon, OX14 3NB, United Kingdom  
Phone: (44) (0) 1235 529449  
Free Phone: 0800 37 34 15  
Fax: (44) (0) 1235 533420  
info.EMEA@bio-techne.com

### **General Contact Information**

www.novusbio.com  
Technical Support: nb-technical@bio-techne.com  
Orders: nb-customerservice@bio-techne.com  
General: novus@novusbio.com

### **Products Related to NBP2-61429**

---

NBP2-33376H	Blue Marker Antibody (6F4-F6) [HRP]
HAF007	Goat anti-Mouse IgG Secondary Antibody [HRP]
NB7539	Goat anti-Mouse IgG (H+L) Secondary Antibody [HRP]
NBP1-97005-0.5mg	Mouse IgG1 Isotype Control (MG1)

---

### **Limitations**

This product is for research use only and is not approved for use in humans or in clinical diagnosis. Primary Antibodies are guaranteed for 1 year from date of receipt.

For more information on our 100% guarantee, please visit [www.novusbio.com/guarantee](http://www.novusbio.com/guarantee)

Earn gift cards/discounts by submitting a review: [www.novusbio.com/reviews/submit/NBP2-61429](http://www.novusbio.com/reviews/submit/NBP2-61429)

Earn gift cards/discounts by submitting a publication using this product:  
[www.novusbio.com/publications](http://www.novusbio.com/publications)

