

Product Datasheet

Macro H2A.2 Antibody (CL5263) - BSA Free NBP2-61156

Unit Size: 100 ul

Store at 4C short term. Aliquot and store at -20C long term. Avoid freeze-thaw cycles.

www.novusbio.com



technical@novusbio.com

Protocols, Publications, Related Products, Reviews, Research Tools and Images at:
www.novusbio.com/NBP2-61156

Updated 9/9/2025 v.20.1

Earn rewards for product
reviews and publications.

Submit a publication at www.novusbio.com/publications

Submit a review at www.novusbio.com/reviews/destination/NBP2-61156



NBP2-61156

Macro H2A.2 Antibody (CL5263) - BSA Free

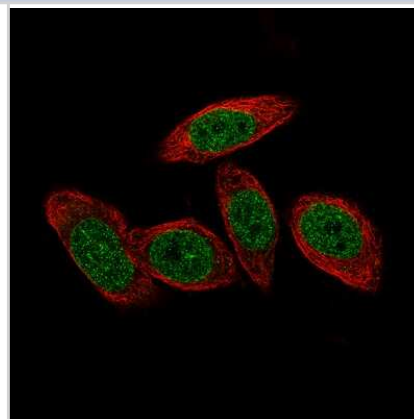
Product Information	
Unit Size	100 ul
Concentration	Concentrations vary lot to lot. See vial label for concentration. If unlisted please contact technical services.
Storage	Store at 4C short term. Aliquot and store at -20C long term. Avoid freeze-thaw cycles.
Clonality	Monoclonal
Clone	CL5263
Preservative	0.02% Sodium Azide
Isotype	IgG1
Purity	Protein A purified
Buffer	PBS (pH 7.2) and 40% Glycerol

Product Description	
Description	Novus Biologicals Mouse Macro H2A.2 Antibody (CL5263) - BSA Free (NBP2-61156) is a monoclonal antibody validated for use in IHC and ICC/IF. All Novus Biologicals antibodies are covered by our 100% guarantee.
Host	Mouse
Gene ID	55506
Gene Symbol	MACROH2A2
Species	Human
Immunogen	This antibody was developed using a synthetic peptide derived from Q9P0M6, with the exact immunogen sequence remaining proprietary.

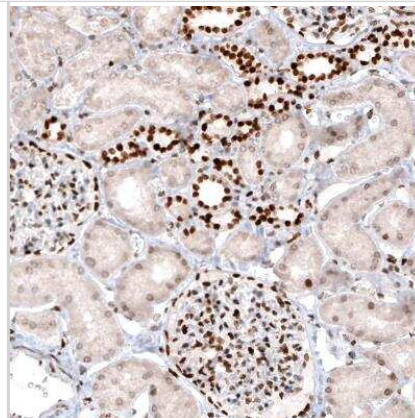
Product Application Details	
Applications	Immunohistochemistry-Paraffin, Immunocytochemistry/ Immunofluorescence, Immunohistochemistry
Recommended Dilutions	Immunohistochemistry 1:200 - 1:500, Immunocytochemistry/ Immunofluorescence 2-10 ug/ml, Immunohistochemistry-Paraffin 1:200 - 1:500
Application Notes	For IHC-Paraffin, HIER pH 6 retrieval is recommended. For ICC/IF, PFA/Triton X-100 is recommended for fixation/permeabilization.

Images

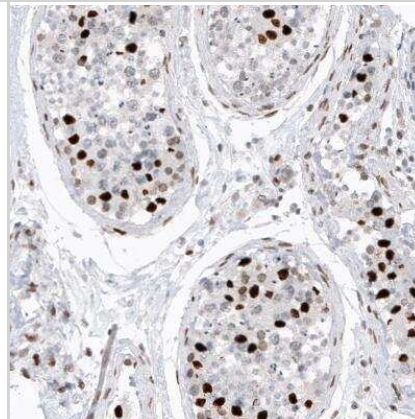
Immunocytochemistry/Immunofluorescence: Macro H2A.2 Antibody (CL5263) [NBP2-61156] - Staining of PC-3 cells using the Anti-H2AFY2 monoclonal antibody, showing specific staining in the nucleoplasm and nuclear membrane in green. Microtubule- and nuclear probes are visualized in red and blue, respectively (where available).



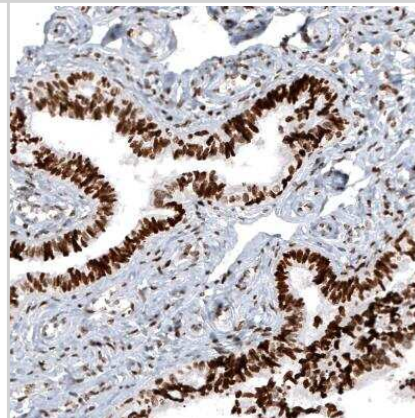
Immunohistochemistry: Macro H2A.2 Antibody (CL5263) [NBP2-61156] - Immunohistochemical staining of human kidney shows strong nuclear positivity in cells in renal glomeruli and a subset of renal tubules.



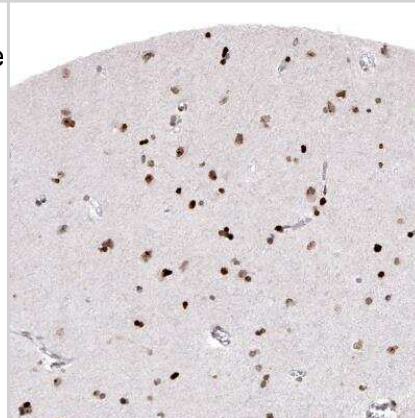
Immunohistochemistry: Macro H2A.2 Antibody (CL5263) [NBP2-61156] - Immunohistochemical staining of human testis shows strong nuclear immunoreactivity in a subset of cells in seminiferous tubules.



Immunohistochemistry: Macro H2A.2 Antibody (CL5263) [NBP2-61156] - Immunohistochemical staining of human fallopian tube shows strong nuclear immunoreactivity in glandular cells and moderate positivity in stromal cells.



Immunohistochemistry: Macro H2A.2 Antibody (CL5263) [NBP2-61156] - Immunohistochemical staining of human cerebral cortex shows moderate to strong nuclear immunoreactivity in neuronal and glial cells.





Novus Biologicals USA

10730 E. Briarwood Avenue
Centennial, CO 80112
USA
Phone: 303.730.1950
Toll Free: 1.888.506.6887
Fax: 303.730.1966
nb-customerservice@bio-techne.com

Bio-Techne Canada

21 Canmotor Ave
Toronto, ON M8Z 4E6
Canada
Phone: 905.827.6400
Toll Free: 855.668.8722
Fax: 905.827.6402
canada.inquires@bio-techne.com

Bio-Techne Ltd

19 Barton Lane
Abingdon Science Park
Abingdon, OX14 3NB, United Kingdom
Phone: (44) (0) 1235 529449
Free Phone: 0800 37 34 15
Fax: (44) (0) 1235 533420
info.EMEA@bio-techne.com

General Contact Information

www.novusbio.com
Technical Support: nb-technical@bio-techne.com
Orders: nb-customerservice@bio-techne.com
General: novus@novusbio.com

Products Related to NBP2-61156

HAF007	Goat anti-Mouse IgG Secondary Antibody [HRP]
NB7539	Goat anti-Mouse IgG (H+L) Secondary Antibody [HRP]
NBP1-97005-0.5mg	Mouse IgG1 Isotype Control (MG1)
H00055506-P01-10ug	Recombinant Human Macro H2A.2 GST (N-Term) Protein

Limitations

This product is for research use only and is not approved for use in humans or in clinical diagnosis. Primary Antibodies are guaranteed for 1 year from date of receipt.

For more information on our 100% guarantee, please visit www.novusbio.com/guarantee

Earn gift cards/discounts by submitting a review: www.novusbio.com/reviews/submit/NBP2-61156

Earn gift cards/discounts by submitting a publication using this product:
www.novusbio.com/publications

