

Product Datasheet

HIST1H2BC Antibody (CL5048) - BSA Free NBP2-61153

Unit Size: 100 ul

Store at 4C short term. Aliquot and store at -20C long term. Avoid freeze-thaw cycles.

www.novusbio.com



technical@novusbio.com

Protocols, Publications, Related Products, Reviews, Research Tools and Images at:
www.novusbio.com/NBP2-61153

Updated 9/9/2025 v.20.1

Earn rewards for product
reviews and publications.

Submit a publication at www.novusbio.com/publications

Submit a review at www.novusbio.com/reviews/destination/NBP2-61153



NBP2-61153

HIST1H2BC Antibody (CL5048) - BSA Free

Product Information	
Unit Size	100 ul
Concentration	Concentrations vary lot to lot. See vial label for concentration. If unlisted please contact technical services.
Storage	Store at 4C short term. Aliquot and store at -20C long term. Avoid freeze-thaw cycles.
Clonality	Monoclonal
Clone	CL5048
Preservative	0.02% Sodium Azide
Isotype	IgG2b
Purity	Protein A purified
Buffer	PBS (pH 7.2) and 40% Glycerol


Product Description	
Description	Novus Biologicals Mouse HIST1H2BC Antibody (CL5048) - BSA Free (NBP2-61153) is a monoclonal antibody validated for use in IHC and WB. All Novus Biologicals antibodies are covered by our 100% guarantee.
Host	Mouse
Gene ID	8347
Gene Symbol	HIST1H2BC
Species	Human, Mouse, Rat
Reactivity Notes	Please note that this antibody is reactive to Mouse and derived from the same host, Mouse. Mouse-On-Mouse blocking reagent may be needed for IHC and ICC experiments to reduce high background signal. You can find these reagents under catalog numbers PK-2200-NB and MP-2400-NB. Please contact Technical Support if you have any questions
Immunogen	This antibody was developed using a synthetic peptide derived from P62807, with the exact immunogen sequence remaining proprietary.

Product Application Details	
Applications	Western Blot, Immunohistochemistry-Paraffin, Immunohistochemistry
Recommended Dilutions	Western Blot 1 ug/ml, Immunohistochemistry 1:20000 - 1:50000, Immunohistochemistry-Paraffin 1:20000 - 1:50000
Application Notes	For IHC-Paraffin, HIER pH 6 retrieval is recommended.

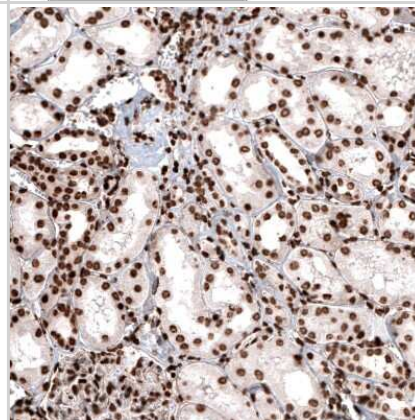


Images

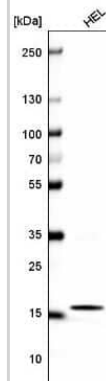
Western Blot: HIST1H2BC Antibody (CL5048) [NBP2-61153] - Purified human recombinant histone H2B, H2A, H3 and H4.



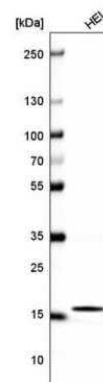
Immunohistochemistry: HIST1H2BC Antibody (CL5048) [NBP2-61153] - Staining of human kidney shows strong nuclear positivity in renal tubules and in glomerular cells.




Western Blot: HIST1H2BC Antibody (CL5048) [NBP2-61153] - Western blot analysis in human cell line HEL.



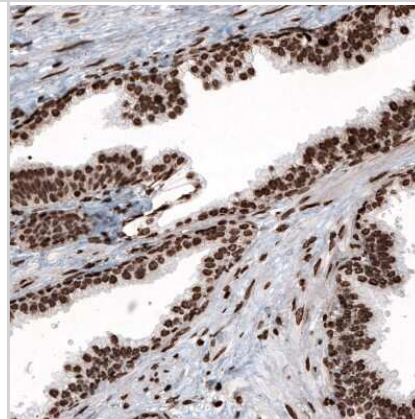
Western Blot: HIST1H2BC Antibody (CL5048) [NBP2-61153] - Human cell line HEL.



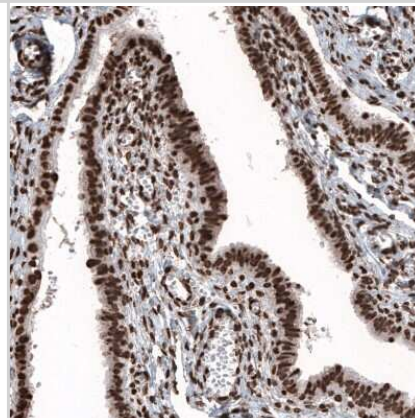
Western Blot: HIST1H2BC Antibody (CL5048) [NBP2-61153] - Mouse cell line NIH-3T3 and rat cell line NBT-II.



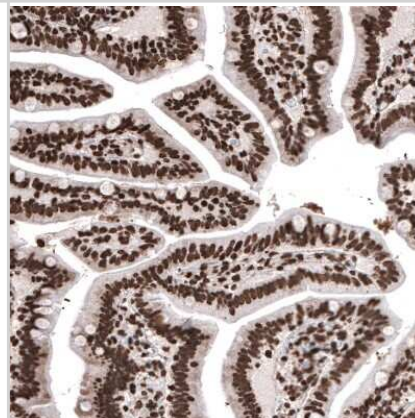
Immunohistochemistry: HIST1H2BC Antibody (CL5048) [NBP2-61153] - Staining of human prostate shows strong nuclear immunoreactivity in glandular and smooth muscle cells.



Immunohistochemistry: HIST1H2BC Antibody (CL5048) [NBP2-61153] - Staining of human fallopian tube shows strong nuclear immunoreactivity in glandular and stromal cells.



Immunohistochemistry: HIST1H2BC Antibody (CL5048) [NBP2-61153] - Staining of human duodenum shows strong nuclear positivity in glandular cells and in lamina propria cells.





Novus Biologicals USA

10730 E. Briarwood Avenue
Centennial, CO 80112
USA
Phone: 303.730.1950
Toll Free: 1.888.506.6887
Fax: 303.730.1966
nb-customerservice@bio-techne.com

Bio-Techne Canada

21 Canmotor Ave
Toronto, ON M8Z 4E6
Canada
Phone: 905.827.6400
Toll Free: 855.668.8722
Fax: 905.827.6402
canada.inquires@bio-techne.com

Bio-Techne Ltd

19 Barton Lane
Abingdon Science Park
Abingdon, OX14 3NB, United Kingdom
Phone: (44) (0) 1235 529449
Free Phone: 0800 37 34 15
Fax: (44) (0) 1235 533420
info.EMEA@bio-techne.com

General Contact Information

www.novusbio.com
Technical Support: nb-technical@bio-techne.com
Orders: nb-customerservice@bio-techne.com
General: novus@novusbio.com

Products Related to NBP2-61153

NBP2-33376H	Blue Marker Antibody (6F4-F6) [HRP]
HAF007	Goat anti-Mouse IgG Secondary Antibody [HRP]
NB7539	Goat anti-Mouse IgG (H+L) Secondary Antibody [HRP]
NBP2-27231	Mouse IgG2b Isotype Control (MPC-11)

Limitations

This product is for research use only and is not approved for use in humans or in clinical diagnosis. Primary Antibodies are guaranteed for 1 year from date of receipt.

For more information on our 100% guarantee, please visit www.novusbio.com/guarantee

Earn gift cards/discounts by submitting a review: www.novusbio.com/reviews/submit/NBP2-61153

Earn gift cards/discounts by submitting a publication using this product:
www.novusbio.com/publications

