

Product Datasheet

Bcl-6 Antibody - BSA Free NBP2-59786

Unit Size: 100 ul

Store at 4C short term. Aliquot and store at -20C long term. Avoid freeze-thaw cycles.

www.novusbio.com



technical@novusbio.com

Publications: 2

Protocols, Publications, Related Products, Reviews, Research Tools and Images at:
www.novusbio.com/NBP2-59786

Updated 12/2/2025 v.20.1

Earn rewards for product
reviews and publications.

Submit a publication at www.novusbio.com/publications

Submit a review at www.novusbio.com/reviews/destination/NBP2-59786



NBP2-59786

Bcl-6 Antibody - BSA Free

Product Information	
Unit Size	100 ul
Concentration	Concentrations vary lot to lot. See vial label for concentration. If unlisted please contact technical services.
Storage	Store at 4C short term. Aliquot and store at -20C long term. Avoid freeze-thaw cycles.
Clonality	Polyclonal
Preservative	0.02% Sodium Azide
Isotype	IgG
Purity	Affinity purified
Buffer	PBS (pH 7.2) and 40% Glycerol

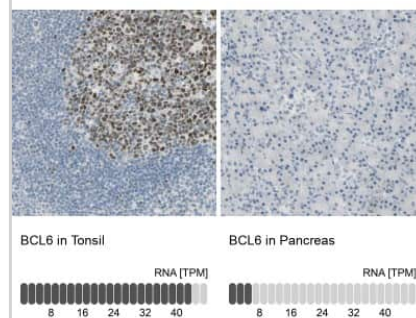
Product Description	
Description	Novus Biologicals Rabbit Bcl-6 Antibody - BSA Free (NBP2-59786) is a polyclonal antibody validated for use in IHC, ICC/IF and Simple Western. Anti-Bcl-6 Antibody: Cited in 2 publications. All Novus Biologicals antibodies are covered by our 100% guarantee.
Host	Rabbit
Gene ID	604
Gene Symbol	BCL6
Species	Human
Immunogen	This antibody was developed against a recombinant protein corresponding to the amino acid sequence: NIYSPKETIPEEARSDMHYSVAEGLKPAAPSARNAPYFPCDKASKEEERPSSE DEIALHFEPNAPLNRKGLVSPQSPQKSDCQPNSPTESCSSKNACILQASGSP PAKSPTDPKACNWKKYKFIVLNS

Product Application Details	
Applications	Simple Western, Immunohistochemistry-Paraffin, Immunocytochemistry/Immunofluorescence, Immunohistochemistry
Recommended Dilutions	Simple Western 4 ug/mL, Immunohistochemistry 1:200 - 1:500, Immunocytochemistry/ Immunofluorescence 0.25-2 ug/ml, Immunohistochemistry-Paraffin 1:200 - 1:500
Application Notes	For IHC-Paraffin, HIER pH 6 retrieval is recommended. ICC/IF, Fixation Permeabilization: Use PFA/Triton X-100.

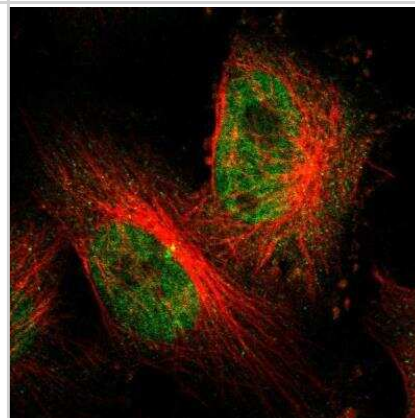



Images

Immunohistochemistry-Paraffin: Bcl-6 Antibody [NBP2-59786] - Staining in human tonsil and pancreas tissues . Corresponding BCL6 RNA-seq data are presented for the same tissues.

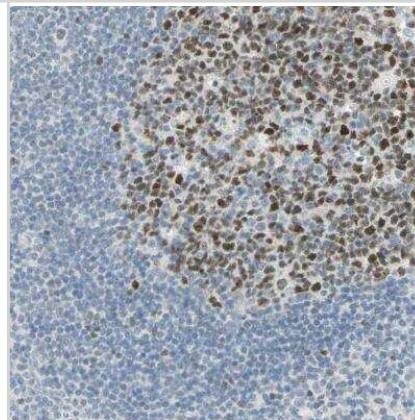


Immunocytochemistry/Immunofluorescence: Bcl-6 Antibody [NBP2-59786] - Human cell line U-251 MG shows localization to nucleoplasm. Antibody staining is shown in green.

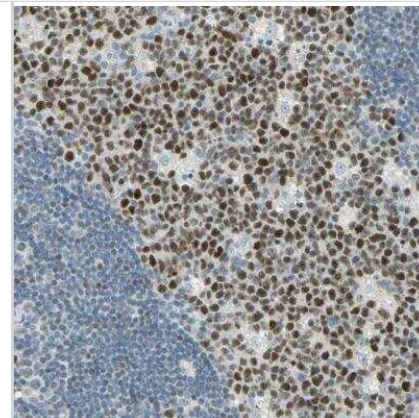


Immunohistochemistry-Paraffin: Bcl-6 Antibody [NBP2-59786] - Staining of human lymphoma, non-Hodgkin's type, shows strong nuclear positivity in tumor cells. 

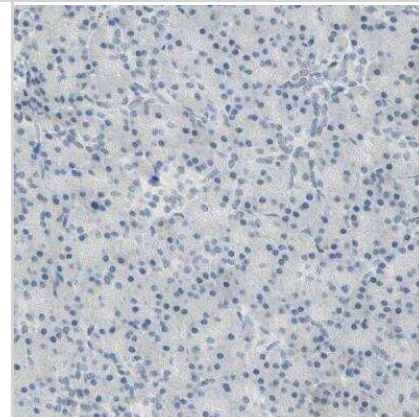
Immunohistochemistry-Paraffin: Bcl-6 Antibody [NBP2-59786] - Human tonsil shows strong nuclear positivity in germinal center cells.



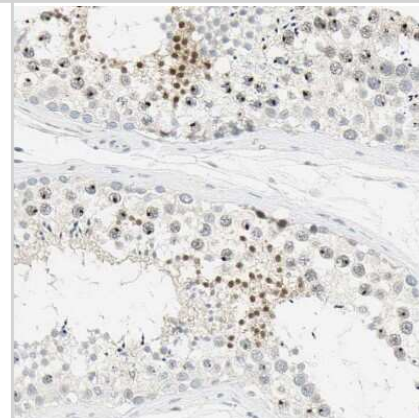
Immunohistochemistry-Paraffin: Bcl-6 Antibody [NBP2-59786] - Human lymph node shows strong nuclear positivity in germinal center cells.



Immunohistochemistry-Paraffin: Bcl-6 Antibody [NBP2-59786] - Human pancreas shows no positivity as expected.



Immunohistochemistry-Paraffin: Bcl-6 Antibody [NBP2-59786] - Staining of human testis shows moderate to strong nuclear positivity in cells in seminiferous ducts.



Publications

Maulhardt, HA;Hylle, L;Frost, MV;Tornio, A;Dafoe, S;Drummond, L;Quinn, DI;Kamat, AM;diZerega, GS; Local Injection of Submicron Particle Docetaxel is Associated with Tumor Eradication, Reduced Systemic Toxicity and an Immunologic Response in Uro-Oncologic Xenografts Cancers (Basel) 2019-04-24 [PMID: 31022918]

Burda JE, O'Shea TM, Ao Y et al. Divergent transcriptional regulation of astrocyte reactivity across disorders Nature 2022-05-25 [PMID: 35614216] (IHC-Fr, Mouse)



Novus Biologicals USA

10730 E. Briarwood Avenue
Centennial, CO 80112
USA
Phone: 303.730.1950
Toll Free: 1.888.506.6887
Fax: 303.730.1966
nb-customerservice@bio-techne.com

Bio-Techne Canada

21 Canmotor Ave
Toronto, ON M8Z 4E6
Canada
Phone: 905.827.6400
Toll Free: 855.668.8722
Fax: 905.827.6402
canada.inquires@bio-techne.com

Bio-Techne Ltd

19 Barton Lane
Abingdon Science Park
Abingdon, OX14 3NB, United Kingdom
Phone: (44) (0) 1235 529449
Free Phone: 0800 37 34 15
Fax: (44) (0) 1235 533420
info.EMEA@bio-techne.com

General Contact Information

www.novusbio.com
Technical Support: nb-technical@bio-techne.com
Orders: nb-customerservice@bio-techne.com
General: novus@novusbio.com

Products Related to NBP2-59786

NBP2-59786PEP	Bcl-6 Recombinant Protein Antigen
HAF008	Goat anti-Rabbit IgG Secondary Antibody [HRP]
NB7160	Goat anti-Rabbit IgG (H+L) Secondary Antibody [HRP]
NBP2-24891	Rabbit IgG Isotype Control

Limitations

This product is for research use only and is not approved for use in humans or in clinical diagnosis. Primary Antibodies are guaranteed for 1 year from date of receipt.

For more information on our 100% guarantee, please visit www.novusbio.com/guarantee

Earn gift cards/discounts by submitting a review: www.novusbio.com/reviews/submit/NBP2-59786

Earn gift cards/discounts by submitting a publication using this product:
www.novusbio.com/publications

