

Product Datasheet

EphA2 Antibody (66G9) - BSA Free NBP2-59479-100ul

Unit Size: 100 ul

Store at 4C short term. Aliquot and store at -20C long term. Avoid freeze-thaw cycles.

www.novusbio.com



technical@novusbio.com

Reviews: 1

Protocols, Publications, Related Products, Reviews, Research Tools and Images at:
www.novusbio.com/NBP2-59479

Updated 9/9/2025 v.20.1

Earn rewards for product
reviews and publications.

Submit a publication at www.novusbio.com/publications

Submit a review at www.novusbio.com/reviews/destination/NBP2-59479



NBP2-59479-100ul

EphA2 Antibody (66G9) - BSA Free

Product Information	
Unit Size	100 ul
Concentration	1 mg/ml
Storage	Store at 4C short term. Aliquot and store at -20C long term. Avoid freeze-thaw cycles.
Clonality	Monoclonal
Clone	66G9
Preservative	0.02% Sodium Azide
Isotype	IgG2b Kappa
Purity	Protein A purified
Buffer	PBS (pH 7.4), 10% Glycerol

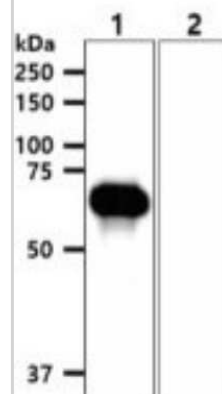
Product Description	
Description	Novus Biologicals Mouse EphA2 Antibody (66G9) - BSA Free (NBP2-59479) is a monoclonal antibody validated for use in WB, ELISA and ICC/IF. All Novus Biologicals antibodies are covered by our 100% guarantee.
Host	Mouse
Gene ID	1969
Gene Symbol	EPHA2
Species	Human
Immunogen	Recombinant human EPHA2 (27-537aa) purified from E. coli

Product Application Details	
Applications	Western Blot, ELISA, Immunocytochemistry/ Immunofluorescence
Recommended Dilutions	Western Blot 1:1000, ELISA, Immunocytochemistry/ Immunofluorescence

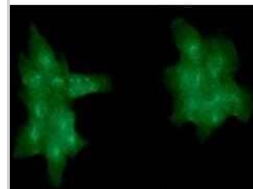
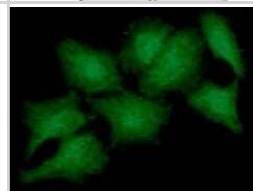


Images

Western Blot: EphA2 Antibody (66G9) [NBP2-59479] - Lane 1:
Recombinant human EPHA2 extracellular domain , Lane 2:
Recombinant human EPHA2 cytoplasmic domain



Immunocytochemistry/Immunofluorescence: EphA2 Antibody (66G9) [NBP2-59479] - Analysis of EPHA2 in HeLa cell line, stained monoclonal anti-human EPHA2 antibody (1:100) with goat anti-mouse IgG-Alexa fluor 488 conjugate (Green). Analysis of EPHA2 in A431 cell line, stained monoclonal anti-human EPHA2 antibody (1:100) with goat anti-mouse IgG-Alexa fluor 488 conjugate (Green).





Novus Biologicals USA

10730 E. Briarwood Avenue
Centennial, CO 80112
USA
Phone: 303.730.1950
Toll Free: 1.888.506.6887
Fax: 303.730.1966
nb-customerservice@bio-techne.com

Bio-Techne Canada

21 Canmotor Ave
Toronto, ON M8Z 4E6
Canada
Phone: 905.827.6400
Toll Free: 855.668.8722
Fax: 905.827.6402
canada.inquires@bio-techne.com

Bio-Techne Ltd

19 Barton Lane
Abingdon Science Park
Abingdon, OX14 3NB, United Kingdom
Phone: (44) (0) 1235 529449
Free Phone: 0800 37 34 15
Fax: (44) (0) 1235 533420
info.EMEA@bio-techne.com

General Contact Information

www.novusbio.com
Technical Support: nb-technical@bio-techne.com
Orders: nb-customerservice@bio-techne.com
General: novus@novusbio.com

Products Related to NBP2-59479-100ul

NBP2-33376H	Blue Marker Antibody (6F4-F6) [HRP]
HAF007	Goat anti-Mouse IgG Secondary Antibody [HRP]
NB7539	Goat anti-Mouse IgG (H+L) Secondary Antibody [HRP]
NBP1-43317-0.5mg	Mouse IgG2b Kappa Light Chain Isotype Control (MG2b)

Limitations

This product is for research use only and is not approved for use in humans or in clinical diagnosis. Primary Antibodies are guaranteed for 1 year from date of receipt.

For more information on our 100% guarantee, please visit www.novusbio.com/guarantee

Earn gift cards/discounts by submitting a review: www.novusbio.com/reviews/submit/NBP2-59479

Earn gift cards/discounts by submitting a publication using this product:
www.novusbio.com/publications

