

Product Datasheet

S100A11 Antibody (20D11) - BSA Free NBP2-59472-100ul

Unit Size: 100 ul

Store at 4C short term. Aliquot and store at -20C long term. Avoid freeze-thaw cycles.

www.novusbio.com



technical@novusbio.com

Protocols, Publications, Related Products, Reviews, Research Tools and Images at:
www.novusbio.com/NBP2-59472

Updated 9/9/2025 v.20.1

Earn rewards for product
reviews and publications.

Submit a publication at www.novusbio.com/publications

Submit a review at www.novusbio.com/reviews/destination/NBP2-59472



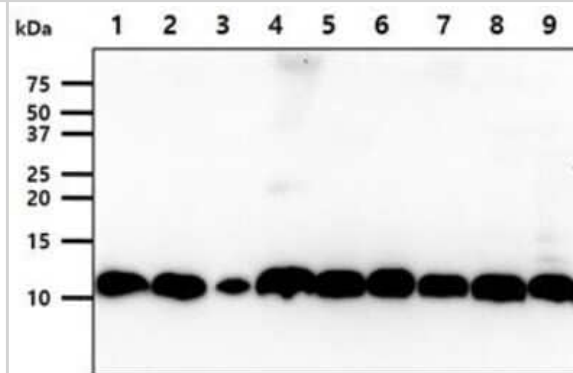
NBP2-59472-100ul

S100A11 Antibody (20D11) - BSA Free

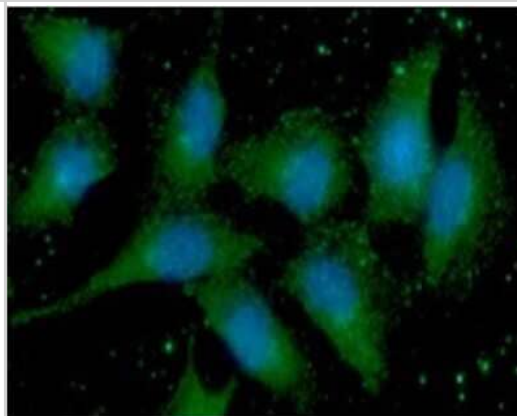
Product Information	
Unit Size	100 ul
Concentration	1 mg/ml
Storage	Store at 4C short term. Aliquot and store at -20C long term. Avoid freeze-thaw cycles.
Clonality	Monoclonal
Clone	20D11
Preservative	0.02% Sodium Azide
Isotype	IgG1 Kappa
Purity	Protein A purified
Buffer	PBS (pH 7.4), 10% Glycerol
Product Description	
Description	Novus Biologicals Mouse S100A11 Antibody (20D11) - BSA Free (NBP2-59472) is a monoclonal antibody validated for use in WB, ELISA, Flow and ICC/IF. All Novus Biologicals antibodies are covered by our 100% guarantee.
Host	Mouse
Gene ID	6282
Gene Symbol	S100A11
Species	Human
Immunogen	Recombinant human S100A11 (1-105aa) purified from E. coli
Product Application Details	
Applications	Western Blot, ELISA, Flow Cytometry, Immunocytochemistry/Immunofluorescence
Recommended Dilutions	Western Blot 1:500, Flow Cytometry 1:10-1:1072, ELISA, Immunocytochemistry/Immunofluorescence 1:100

Images

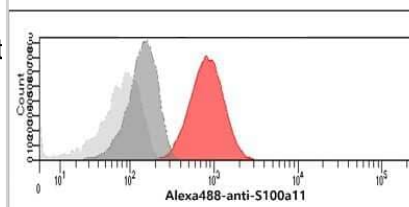
Western Blot: S100A11 Antibody (20D11) - BSA Free [NBP2-59472] - Lane 1: HeLa cell lysates, Lane 2: MCF7 cell lysates, Lane 3: PC3 cell lysates, Lane 4: HaCaT cell lysates, Lane 5: THP1 cell lysates, Lane 6: U87MG cell lysates, Lane 7: A427 cell lysates, Lane 8: SK-OV-3 cell lysates, Lane 9: A549 cell lysates



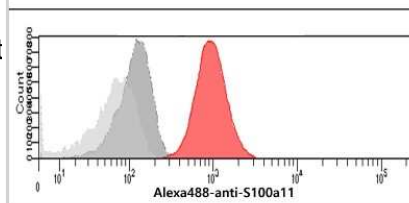
Immunocytochemistry/Immunofluorescence: S100A11 Antibody (20D11) - BSA Free [NBP2-59472] - Analysis of S100A11 in A549 cells line, stained with DAPI (Blue) for nucleus staining and monoclonal anti-human S100A11 antibody (1:100) with goat anti-mouse IgG-Alexa fluor 488 conjugate (Green).



Flow Cytometry: S100A11 Antibody (20D11) - BSA Free [NBP2-59472] - Flow cytometry analysis of S100A11 in HeLa cells. The cell was stained with NBP2-59472 at 2-5ug for 1×10^6 cells (red). A Goat anti mouse IgG (Alexa fluor 488) was used as the secondary antibody. Mouse monoclonal IgG was used as the isotype control (dark gray), cells without incubation with primary and secondary antibody was used as the negative control (light gray).



ELISA: S100A11 Antibody (20D11) - BSA Free [NBP2-59472] - Flow cytometry analysis of S100A11 in A549 cells. The cell was stained with NBP2-59472 at 2-5ug for 1×10^6 cells (red). A Goat anti mouse IgG (Alexa fluor 488) was used as the secondary antibody. Mouse monoclonal IgG was used as the isotype control (dark gray), cells without incubation with primary and secondary antibody was used as the negative control (light gray).





Novus Biologicals USA

10730 E. Briarwood Avenue
Centennial, CO 80112
USA
Phone: 303.730.1950
Toll Free: 1.888.506.6887
Fax: 303.730.1966
nb-customerservice@bio-techne.com

Bio-Techne Canada

21 Canmotor Ave
Toronto, ON M8Z 4E6
Canada
Phone: 905.827.6400
Toll Free: 855.668.8722
Fax: 905.827.6402
canada.inquires@bio-techne.com

Bio-Techne Ltd

19 Barton Lane
Abingdon Science Park
Abingdon, OX14 3NB, United Kingdom
Phone: (44) (0) 1235 529449
Free Phone: 0800 37 34 15
Fax: (44) (0) 1235 533420
info.EMEA@bio-techne.com

General Contact Information

www.novusbio.com
Technical Support: nb-technical@bio-techne.com
Orders: nb-customerservice@bio-techne.com
General: novus@novusbio.com

Products Related to NBP2-59472-100ul

NBP2-33376H	Blue Marker Antibody (6F4-F6) [HRP]
HAF007	Goat anti-Mouse IgG Secondary Antibody [HRP]
NB7539	Goat anti-Mouse IgG (H+L) Secondary Antibody [HRP]
NBP1-43319-0.5mg	Mouse IgG1 Kappa Isotype Control (P3.6.2.8.1)

Limitations

This product is for research use only and is not approved for use in humans or in clinical diagnosis. Primary Antibodies are guaranteed for 1 year from date of receipt.

For more information on our 100% guarantee, please visit www.novusbio.com/guarantee

Earn gift cards/discounts by submitting a review: www.novusbio.com/reviews/submit/NBP2-59472

Earn gift cards/discounts by submitting a publication using this product:
www.novusbio.com/publications

