

# Product Datasheet

## GABA-B R1 Antibody (S93A-49) - BSA Free NBP2-59336

Unit Size: 100 ug

Store at -20C.

[www.novusbio.com](http://www.novusbio.com)



[technical@novusbio.com](mailto:technical@novusbio.com)

Protocols, Publications, Related Products, Reviews, Research Tools and Images at:  
[www.novusbio.com/NBP2-59336](http://www.novusbio.com/NBP2-59336)

Updated 9/9/2025 v.20.1

Earn rewards for product  
reviews and publications.

Submit a publication at [www.novusbio.com/publications](http://www.novusbio.com/publications)

Submit a review at [www.novusbio.com/reviews/destination/NBP2-59336](http://www.novusbio.com/reviews/destination/NBP2-59336)



**NBP2-59336**

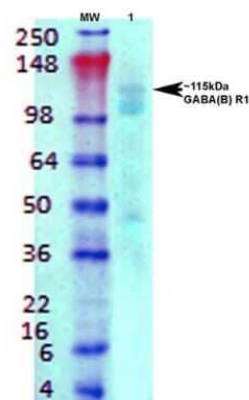
GABA-B R1 Antibody (S93A-49) - BSA Free

<b>Product Information</b>	
<b>Unit Size</b>	100 ug
<b>Concentration</b>	Please see the vial label for concentration. If unlisted please contact technical services.
<b>Storage</b>	Store at -20C.
<b>Clonality</b>	Monoclonal
<b>Clone</b>	S93A-49
<b>Preservative</b>	0.09% Sodium Azide
<b>Isotype</b>	IgG1
<b>Purity</b>	Protein G purified
<b>Buffer</b>	PBS (pH 7.4), 50% Glycerol
<b>Product Description</b>	
<b>Description</b>	Novus Biologicals Mouse GABA-B R1 Antibody (S93A-49) - BSA Free (NBP2-59336) is a monoclonal antibody validated for use in WB and ICC/IF. All Novus Biologicals antibodies are covered by our 100% guarantee.
<b>Host</b>	Mouse
<b>Gene ID</b>	2550
<b>Gene Symbol</b>	GABBR1
<b>Species</b>	Human, Mouse, Rat
<b>Specificity/Sensitivity</b>	Detects 115kDa. No cross-reactivity against GABA(B)R2.
<b>Immunogen</b>	Fusion protein amino acids 873-977 (cytoplasmic C-terminus) of rat GABA(B)R1
<b>Product Application Details</b>	
<b>Applications</b>	Western Blot, Immunocytochemistry/ Immunofluorescence
<b>Recommended Dilutions</b>	Western Blot 1:1000, Immunocytochemistry/ Immunofluorescence

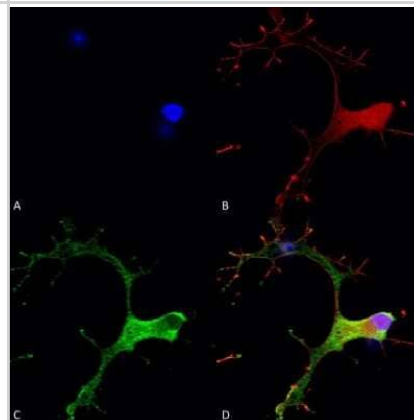


## Images

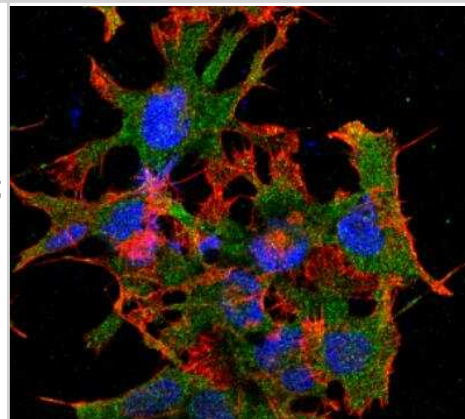
Western Blot: GABA-B R1 Antibody (S93A-49) [NBP2-59336] - Western Blot analysis of Rat brain membrane lysate showing detection of GABA-B R1 protein using Mouse Anti-GABA-B R1 Monoclonal Antibody, Clone S93A-49 (NBP2-59336). Primary Antibody: Mouse Anti-GABA-B R1 Monoclonal Antibody (NBP2-59336) at 1:1000.



Immunocytochemistry/Immunofluorescence: GABA-B R1 Antibody (S93A-49) [NBP2-59336] - Immunocytochemistry/Immunofluorescence analysis using Mouse Anti-GABA-B Receptor 1 Monoclonal Antibody, Clone S93A-49 (NBP2-59336). Tissue: Neuroblastoma cells (SH-SY5Y). Species: Human. Fixation: 4% PFA for 15 min. Primary Antibody: Mouse Anti-GABA-B Receptor 1 Monoclonal Antibody (NBP2-59336) at 1:50 for overnight at 4C with slow rocking. Secondary Antibody: AlexaFluor 488 at 1:1000 for 1 hour at RT. Counterstain: Phalloidin-iFluor 647 (red) F-Actin stain; Hoechst (blue) nuclear stain at 1:800, 1.6mM for 20 min at RT. (A) Hoechst (blue) nuclear stain. (B) Phalloidin-iFluor 647 (red) F-Actin stain. (C) GABA-B Receptor 1 Antibody (D) Composite.



Immunocytochemistry/Immunofluorescence: GABA-B R1 Antibody (S93A-49) [NBP2-59336] - Tissue: Neuroblastoma cell line SK-N-BE. Species: Human. Fixation: 4% Formaldehyde for 15 min at RT. Primary Antibody: Mouse Anti-GABA-B Receptor 1 Monoclonal Antibody at 1:100 for 60 min at RT. Secondary Antibody: Goat Anti-Mouse ATTO 488 at 1:100 for 60 min at RT. Counterstain: Phalloidin Texas Red F-Actin stain; DAPI (blue) nuclear stain at 1:1000, 1:5000 for 60min RT, 5min RT. Localization: Cell Membrane. Magnification: 60X.





### **Novus Biologicals USA**

10730 E. Briarwood Avenue  
Centennial, CO 80112  
USA  
Phone: 303.730.1950  
Toll Free: 1.888.506.6887  
Fax: 303.730.1966  
nb-customerservice@bio-techne.com

### **Bio-Techne Canada**

21 Canmotor Ave  
Toronto, ON M8Z 4E6  
Canada  
Phone: 905.827.6400  
Toll Free: 855.668.8722  
Fax: 905.827.6402  
canada.inquires@bio-techne.com

### **Bio-Techne Ltd**

19 Barton Lane  
Abingdon Science Park  
Abingdon, OX14 3NB, United Kingdom  
Phone: (44) (0) 1235 529449  
Free Phone: 0800 37 34 15  
Fax: (44) (0) 1235 533420  
info.EMEA@bio-techne.com

### **General Contact Information**

www.novusbio.com  
Technical Support: nb-technical@bio-techne.com  
Orders: nb-customerservice@bio-techne.com  
General: novus@novusbio.com

### **Products Related to NBP2-59336**

---

NBP2-33376H	Blue Marker Antibody (6F4-F6) [HRP]
HAF007	Goat anti-Mouse IgG Secondary Antibody [HRP]
NB7539	Goat anti-Mouse IgG (H+L) Secondary Antibody [HRP]
NBP1-97005-0.5mg	Mouse IgG1 Isotype Control (MG1)

---

### **Limitations**

This product is for research use only and is not approved for use in humans or in clinical diagnosis. Primary Antibodies are guaranteed for 1 year from date of receipt.

For more information on our 100% guarantee, please visit [www.novusbio.com/guarantee](http://www.novusbio.com/guarantee)

Earn gift cards/discounts by submitting a review: [www.novusbio.com/reviews/submit/NBP2-59336](http://www.novusbio.com/reviews/submit/NBP2-59336)

Earn gift cards/discounts by submitting a publication using this product:  
[www.novusbio.com/publications](http://www.novusbio.com/publications)

