

Product Datasheet

NMDAR1 Antibody (S308-48) - BSA Free NBP2-59327

Unit Size: 100 ug

Store at -20C.

www.novusbio.com



technical@novusbio.com

Protocols, Publications, Related Products, Reviews, Research Tools and Images at:
www.novusbio.com/NBP2-59327

Updated 9/9/2025 v.20.1

Earn rewards for product
reviews and publications.

Submit a publication at www.novusbio.com/publications

Submit a review at www.novusbio.com/reviews/destination/NBP2-59327



NBP2-59327

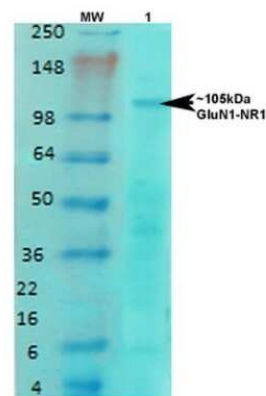
NMDAR1 Antibody (S308-48) - BSA Free

Product Information	
Unit Size	100 ug
Concentration	Please see the vial label for concentration. If unlisted please contact technical services.
Storage	Store at -20C.
Clonality	Monoclonal
Clone	S308-48
Preservative	0.09% Sodium Azide
Isotype	IgG1
Purity	Protein G purified
Buffer	PBS (pH 7.4), 50% Glycerol
Product Description	
Description	Novus Biologicals Mouse NMDAR1 Antibody (S308-48) - BSA Free (NBP2-59327) is a monoclonal antibody validated for use in IHC, WB and ICC/IF. All Novus Biologicals antibodies are covered by our 100% guarantee.
Host	Mouse
Gene ID	2902
Gene Symbol	GRIN1
Species	Human, Mouse, Rat
Specificity/Sensitivity	Detects 105kDa.
Immunogen	Fusion protein amino acids 42-361 (extracellular N-terminus) of rat NR1
Product Application Details	
Applications	Western Blot, Immunocytochemistry/ Immunofluorescence, Immunohistochemistry
Recommended Dilutions	Western Blot 1:1000, Immunohistochemistry 1:1000, Immunocytochemistry/ Immunofluorescence 1:100

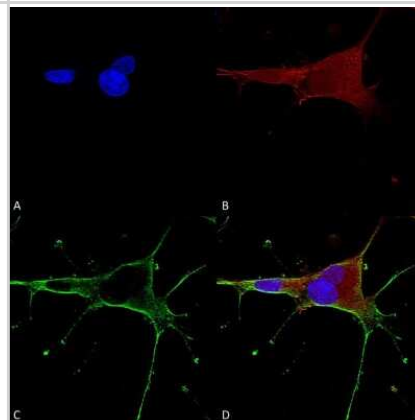


Images

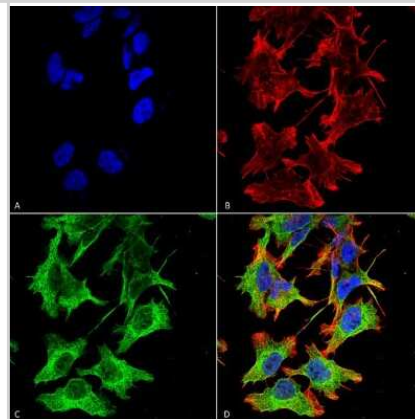
Western Blot: NMDAR1 Antibody (S308-48) [NBP2-59327] - Western Blot analysis of Rat brain membrane lysate showing detection of NMDAR1 NMDA receptor protein using Mouse Anti-NMDAR1 NMDA receptor Monoclonal Antibody, Clone S308-48 (NBP2-59327). Primary Antibody: Mouse Anti-NMDAR1 NMDA receptor Monoclonal Antibody (NBP2-59327) at 1:1000.



Immunocytochemistry/Immunofluorescence: NMDAR1 Antibody (S308-48) [NBP2-59327] - Immunocytochemistry/Immunofluorescence analysis using Mouse Anti-NMDAR1/NR1 Monoclonal Antibody, Clone S308-48 (NBP2-59327). Tissue: Neuroblastoma cells (SH-SY5Y). Species: Human. Fixation: 4% PFA for 15 min. Primary Antibody: Mouse Anti-NMDAR1/NR1 Monoclonal Antibody (NBP2-59327) at 1:50 for overnight at 4C with slow rocking. Secondary Antibody: AlexaFluor 488 at 1:1000 for 1 hour at RT. Counterstain: Phalloidin-iFluor 647 (red) F-Actin stain; Hoechst (blue) nuclear stain at 1:800, 1.6mM for 20 min at RT. (A) Hoechst (blue) nuclear stain. (B) Phalloidin-iFluor 647 (red) F-Actin stain. (C) NMDAR1/NR1 Antibody (D) Composite.



Immunocytochemistry/Immunofluorescence: NMDAR1 Antibody (S308-48) [NBP2-59327] - Tissue: Neuroblastoma cell line SK-N-BE. Species: Human. Fixation: 4% Formaldehyde for 15 min at RT. Primary Antibody: Mouse Anti-GluN1/NR1 Monoclonal Antibody at 1:100 for 60 min at RT. Secondary Antibody: Goat Anti-Mouse ATTO 488 at 1:100 for 60 min at RT. Counterstain: Phalloidin Texas Red F-Actin stain; DAPI (blue) nuclear stain at 1:1000, 1:5000 for 60min RT, 5min RT. Localization: Cell Membrane. Magnification: 60X. (A) DAPI (blue) nuclear stain (B) Phalloidin Texas Red F-Actin stain (C) GluN1/NR1 Antibody (D) Composite.





Novus Biologicals USA

10730 E. Briarwood Avenue
Centennial, CO 80112
USA
Phone: 303.730.1950
Toll Free: 1.888.506.6887
Fax: 303.730.1966
nb-customerservice@bio-techne.com

Bio-Techne Canada

21 Canmotor Ave
Toronto, ON M8Z 4E6
Canada
Phone: 905.827.6400
Toll Free: 855.668.8722
Fax: 905.827.6402
canada.inquires@bio-techne.com

Bio-Techne Ltd

19 Barton Lane
Abingdon Science Park
Abingdon, OX14 3NB, United Kingdom
Phone: (44) (0) 1235 529449
Free Phone: 0800 37 34 15
Fax: (44) (0) 1235 533420
info.EMEA@bio-techne.com

General Contact Information

www.novusbio.com
Technical Support: nb-technical@bio-techne.com
Orders: nb-customerservice@bio-techne.com
General: novus@novusbio.com

Products Related to NBP2-59327

NBP2-33376H	Blue Marker Antibody (6F4-F6) [HRP]
HAF007	Goat anti-Mouse IgG Secondary Antibody [HRP]
NB7539	Goat anti-Mouse IgG (H+L) Secondary Antibody [HRP]
NBP1-97005-0.5mg	Mouse IgG1 Isotype Control (MG1)

Limitations

This product is for research use only and is not approved for use in humans or in clinical diagnosis. Primary Antibodies are guaranteed for 1 year from date of receipt.

For more information on our 100% guarantee, please visit www.novusbio.com/guarantee

Earn gift cards/discounts by submitting a review: www.novusbio.com/reviews/submit/NBP2-59327

Earn gift cards/discounts by submitting a publication using this product:
www.novusbio.com/publications

