

Product Datasheet

5-hmC Antibody (C.15220001) - BSA Free NBP2-59178

Unit Size: 100 ug

Store at -20C. Avoid freeze-thaw cycles.

www.novusbio.com



technical@novusbio.com

Protocols, Publications, Related Products, Reviews, Research Tools and Images at:
www.novusbio.com/NBP2-59178

Updated 9/9/2025 v.20.1

Earn rewards for product
reviews and publications.

Submit a publication at www.novusbio.com/publications

Submit a review at www.novusbio.com/reviews/destination/NBP2-59178



NBP2-59178

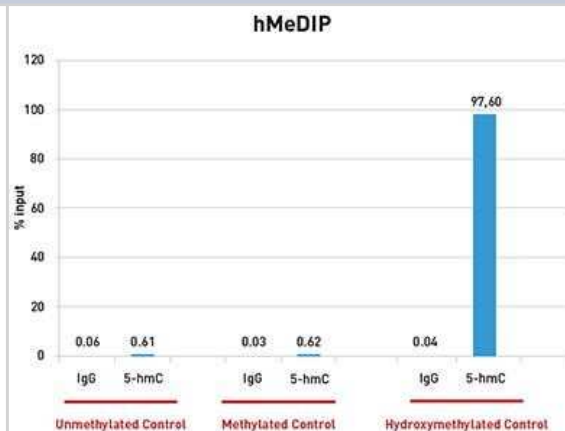
5-hmC Antibody (C.15220001) - BSA Free

Product Information	
Unit Size	100 ug
Concentration	Please see the vial label for concentration. If unlisted please contact technical services.
Storage	Store at -20C. Avoid freeze-thaw cycles.
Clonality	Monoclonal
Clone	C.15220001
Preservative	0.05% Sodium Azide
Isotype	IgG2a
Purity	Affinity purified
Buffer	PBS
Product Description	
Description	Novus Biologicals Rat 5-hmC Antibody (C.15220001) - BSA Free (NBP2-59178) is a monoclonal antibody validated for use in ELISA. All Novus Biologicals antibodies are covered by our 100% guarantee.
Host	Rat
Species	Human, Mouse, Drosophila
Immunogen	The exact immunogen is proprietary information.
Product Application Details	
Applications	Dot Blot, ELISA, Methylated DNA Immunoprecipitation
Recommended Dilutions	ELISA 1:1000, Dot Blot 1:500, Methylated DNA Immunoprecipitation 2.5 ug/IP

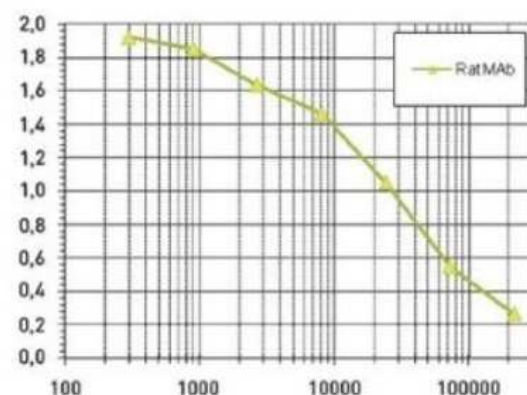


Images

Methylated DNA Immunoprecipitation: 5-hmC Antibody (C.15220001) [NBP2-59178] - Hydroxymethylated DNA IP (hMeDIP) assays were performed using the antibody against 5-hydroxymethylcytosine, 5-hmC, 5-mC and cytosine DNA standards and Rat IgG. DNA fragments are 300-500 bp. 1 ug of mouse ES cells DNA was spiked with 0.025 ng of each DNA standard. The IP'd material has been analyzed by qPCR using the primer pairs specific to the control sequences. The obtained results are as follows: - hMeDIP on unmethylated control, with Rat IgG as negative control (0.06%, almost no recovery), with 5-hmC antibody (0.61%, almost no recovery) - hMeDIP on methylated control, with Rat IgG as negative control (0.03%, almost no recovery), with 5-hmC antibody (0.62%, almost no recovery) - hMeDIP on hydroxymethylated control, with Rat IgG as negative control (0.04%, almost no recovery), with 5-hmC (97.60% recovery, almost full recovery).



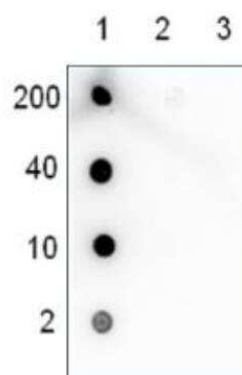
ELISA: 5-hmC Antibody (C.15220001) [NBP2-59178] - To determine the titer, an ELISA was performed using a serial dilution of the antibody directed against 5-hmC in antigen coated wells. The antigen used was a 5-hmC base coupled to KHL. By plotting the absorbance against the antibody dilution, the titer of the antibody was estimated to be 1:25,000.



Dot Blot: 5-hmC Antibody (C.15220001) [NBP2-59178] - (A): Approximately 200 ng, equivalent 10 pmol of C-bases, of the hmC (1), mC (2) and C (3) PCR controls were spotted on a membrane (Amersham Hybond-N+). The membrane was incubated with 5-hmC Antibody (C.15220001) followed by an HRP conjugated anti-rat secondary antibody. The membrane was exposed for 30 seconds.



Dot Blot: 5-hmC Antibody (C.15220001) [NBP2-59178] - 200 to 2 ng (equivalent of 10 to 0.1 pmol of C-base) of the hmC (1), mC (2) and C (3) PCR controls were spotted on a membrane (Amersham Hybond-N+). The membrane was incubated with 4 ug/ml (dilution 1:500) of the 5-hmC Antibody (C.15220001), followed by an HRP conjugated anti-rat secondary antibody. The membrane was exposed for 30 seconds.





Novus Biologicals USA

10730 E. Briarwood Avenue
Centennial, CO 80112
USA
Phone: 303.730.1950
Toll Free: 1.888.506.6887
Fax: 303.730.1966
nb-customerservice@bio-techne.com

Bio-Techne Canada

21 Canmotor Ave
Toronto, ON M8Z 4E6
Canada
Phone: 905.827.6400
Toll Free: 855.668.8722
Fax: 905.827.6402
canada.inquires@bio-techne.com

Bio-Techne Ltd

19 Barton Lane
Abingdon Science Park
Abingdon, OX14 3NB, United Kingdom
Phone: (44) (0) 1235 529449
Free Phone: 0800 37 34 15
Fax: (44) (0) 1235 533420
info.EMEA@bio-techne.com

General Contact Information

www.novusbio.com
Technical Support: nb-technical@bio-techne.com
Orders: nb-customerservice@bio-techne.com
General: novus@novusbio.com

Products Related to NBP2-59178

HAF005	Goat anti-Rat IgG Secondary Antibody [HRP]
NB7115	Goat anti-Rat IgG (H+L) Secondary Antibody [HRP]
NBP2-21947-0.1mg	Rat IgG2a Isotype Control (2A3)

Limitations

This product is for research use only and is not approved for use in humans or in clinical diagnosis. Primary Antibodies are guaranteed for 1 year from date of receipt.

For more information on our 100% guarantee, please visit www.novusbio.com/guarantee

Earn gift cards/discounts by submitting a review: www.novusbio.com/reviews/submit/NBP2-59178

Earn gift cards/discounts by submitting a publication using this product:
www.novusbio.com/publications

