

Product Datasheet

OCT4 Antibody - BSA Free

NBP2-59164

Unit Size: 50 ug

Store at -20C. Avoid freeze-thaw cycles.

www.novusbio.com



technical@novusbio.com

Protocols, Publications, Related Products, Reviews, Research Tools and Images at:
www.novusbio.com/NBP2-59164

Updated 9/9/2025 v.20.1

Earn rewards for product
reviews and publications.

Submit a publication at www.novusbio.com/publications

Submit a review at www.novusbio.com/reviews/destination/NBP2-59164



NBP2-59164

OCT4 Antibody - BSA Free

Product Information	
Unit Size	50 ug
Concentration	Please see the vial label for concentration. If unlisted please contact technical services.
Storage	Store at -20C. Avoid freeze-thaw cycles.
Clonality	Polyclonal
Preservative	0.05% Sodium Azide and 0.05% ProClin 300
Isotype	IgG
Purity	Peptide affinity purified
Buffer	PBS

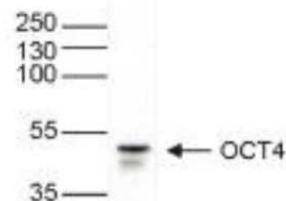
Product Description	
Description	Novus Biologicals Rabbit OCT4 Antibody - BSA Free (NBP2-59164) is a polyclonal antibody validated for use in WB, ELISA and ChIP. All Novus Biologicals antibodies are covered by our 100% guarantee.
Host	Rabbit
Gene ID	5460
Gene Symbol	POU5F1
Species	Human
Immunogen	The exact immunogen is proprietary information.

Product Application Details	
Applications	Western Blot, ELISA, Chromatin Immunoprecipitation (ChIP), Chromatin Immunoprecipitation Sequencing
Recommended Dilutions	Western Blot 1:1000, ELISA 1:1000-1:10000, Chromatin Immunoprecipitation (ChIP) 5 ug/IP, Chromatin Immunoprecipitation Sequencing

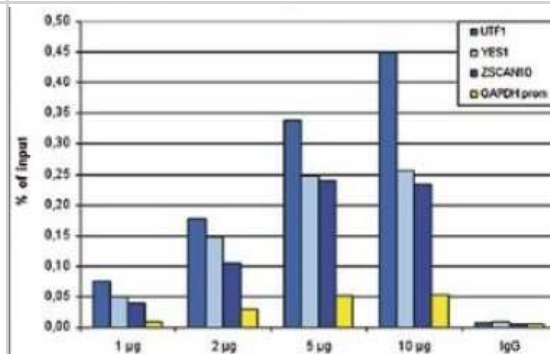


Images

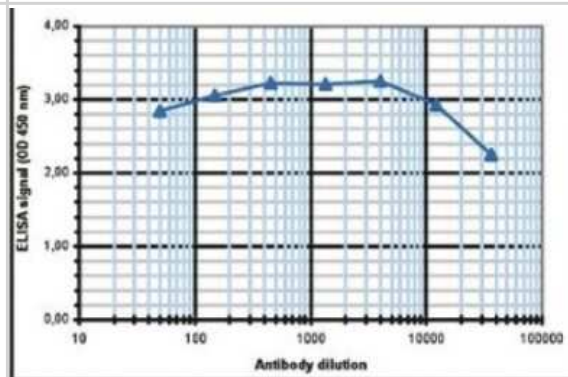
Western Blot: OCT4 Antibody [NBP2-59164] - Nuclear extracts (15 ug) from human embryonic stem cells were analysed by Western blot using the antibody against OCT4 diluted 1:1,000 in TBS- Tween containing 5% skimmed milk. The position of the protein of interest is indicated on the right; the marker (kDa) is shown on the left.



Chromatin Immunoprecipitation: OCT4 Antibody [NBP2-59164] - ChIP assays were performed using E14Tg2a mouse embryonic stem cells, the antibody against OCT4 and optimized PCR primer sets for qPCR. ChIP was performed using sheared chromatin from 4 million cells. A titration of the antibody consisting of 1, 2, 5 and 10 ug per ChIP experiment was analysed. IgG (2 ug/IP) was used as negative IP control. Quantitative PCR was performed with primers for known OCT4 targets UTF1, YES1 and ZSCAN10, used as positive control targets, and for the promoter of the GAPDH gene, used as a negative control. Figure shows the recovery, expressed as a % of input (the relative amount of immunoprecipitated DNA compared to input DNA after qPCR analysis).



ELISA: OCT4 Antibody [NBP2-59164] - To determine the titer of the antibody, an ELISA was performed using a serial dilution of the antibody directed against OCT4. The plates were coated with the peptides used for immunization of the rabbit. By plotting the absorbance against the antibody dilution, the titer of the antibody was estimated to be 1:100,000.





Novus Biologicals USA

10730 E. Briarwood Avenue
Centennial, CO 80112
USA
Phone: 303.730.1950
Toll Free: 1.888.506.6887
Fax: 303.730.1966
nb-customerservice@bio-techne.com

Bio-Techne Canada

21 Canmotor Ave
Toronto, ON M8Z 4E6
Canada
Phone: 905.827.6400
Toll Free: 855.668.8722
Fax: 905.827.6402
canada.inquires@bio-techne.com

Bio-Techne Ltd

19 Barton Lane
Abingdon Science Park
Abingdon, OX14 3NB, United Kingdom
Phone: (44) (0) 1235 529449
Free Phone: 0800 37 34 15
Fax: (44) (0) 1235 533420
info.EMEA@bio-techne.com

General Contact Information

www.novusbio.com
Technical Support: nb-technical@bio-techne.com
Orders: nb-customerservice@bio-techne.com
General: novus@novusbio.com

Products Related to NBP2-59164

NBP2-33376H	Blue Marker Antibody (6F4-F6) [HRP]
HAF008	Goat anti-Rabbit IgG Secondary Antibody [HRP]
NB7160	Goat anti-Rabbit IgG (H+L) Secondary Antibody [HRP]
NBP2-24891	Rabbit IgG Isotype Control

Limitations

This product is for research use only and is not approved for use in humans or in clinical diagnosis. Primary Antibodies are guaranteed for 1 year from date of receipt.

For more information on our 100% guarantee, please visit www.novusbio.com/guarantee

Earn gift cards/discounts by submitting a review: www.novusbio.com/reviews/submit/NBP2-59164

Earn gift cards/discounts by submitting a publication using this product:
www.novusbio.com/publications

