

Product Datasheet

Histone H2B [ubiquitylated Lys123] Antibody (C.15200232) - BSA Free NBP2-59149

Unit Size: 50 ug

Store at -20C. Avoid freeze-thaw cycles.

www.novusbio.com



technical@novusbio.com

Protocols, Publications, Related Products, Reviews, Research Tools and Images at:
www.novusbio.com/NBP2-59149

Updated 9/9/2025 v.20.1

Earn rewards for product
reviews and publications.

Submit a publication at www.novusbio.com/publications

Submit a review at www.novusbio.com/reviews/destination/NBP2-59149



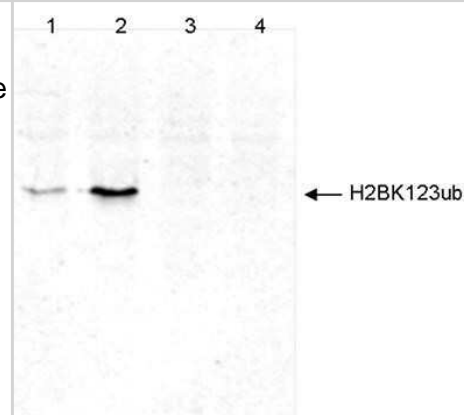
NBP2-59149

Histone H2B [ubiquitylated Lys123] Antibody (C.15200232) - BSA Free

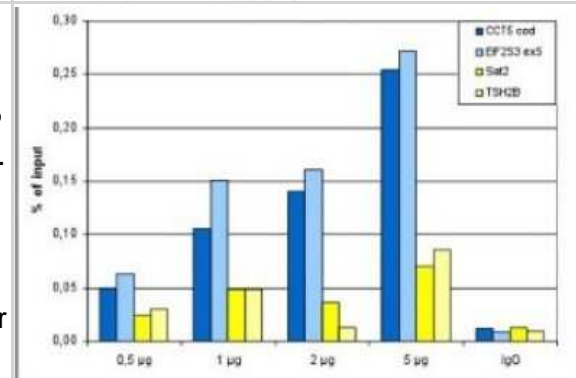
Product Information	
Unit Size	50 ug
Concentration	Please see the vial label for concentration. If unlisted please contact technical services.
Storage	Store at -20C. Avoid freeze-thaw cycles.
Clonality	Monoclonal
Clone	C.15200232
Preservative	0.02% Sodium Azide
Isotype	IgG1
Purity	Affinity purified
Buffer	PBS
Product Description	
Description	Novus Biologicals Mouse Histone H2B [ubiquitylated Lys123] Antibody (C.15200232) - BSA Free (NBP2-59149) is a monoclonal antibody validated for use in WB and CHIP. All Novus Biologicals antibodies are covered by our 100% guarantee.
Host	Mouse
Gene ID	440689
Gene Symbol	H2BC18
Species	Human, Yeast
Immunogen	The exact immunogen is proprietary information.
Product Application Details	
Applications	Western Blot, Chromatin Immunoprecipitation (ChIP)
Recommended Dilutions	Western Blot 1:500, Chromatin Immunoprecipitation (ChIP) 2 ug/IP

Images

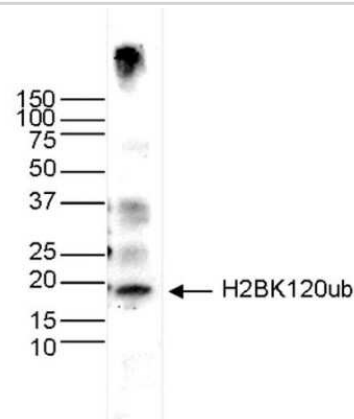
Western Blot: Histone H2B [ubiquitylated Lys123] Antibody (C.15200232) [NBP2-59149] - Histone H2B Antibody (C.15200232) [NBP2-59149] - Analysis on whole cell extracts from WT yeast cells (lane 1), yeast cells with higher steady state levels of H2BK123ub (lane 2), none ubiquitinated H2B (lane 3) and ubiquitinated H2A (lane 4). The position of the protein of interest is indicated on the right.



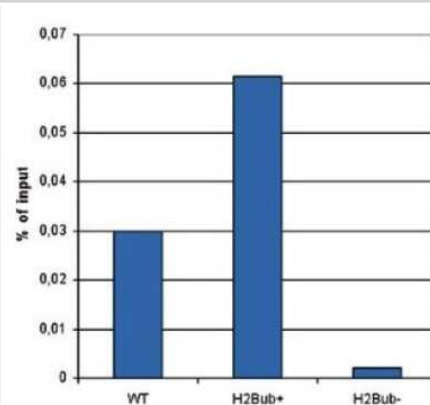
Chromatin Immunoprecipitation: Histone H2B [ubiquitylated Lys123] Antibody (C.15200232) [NBP2-59149] - Histone H2B Antibody (C.15200232) [NBP2-59149] - ChIP assays were performed using human HeLa cells, the antibody consisting of 0.5, 1, 2 and 5 ug per ChIP experiment was analysed. IgG (1 ug/IP) was used as negative IP control. QPCR was performed with primers for the coding regions of the active CCT5 and EIF2S3 genes, used as positive controls, and for the inactive TSH2B gene and the Sat2 satellite repeat region used as negative controls. Figure shows the recovery, expressed as a % of input (the relative amount of immunoprecipitated DNA compared to input DNA after qPCR analysis).



Western Blot: Histone H2B [ubiquitylated Lys123] Antibody (C.15200232) [NBP2-59149] - Histone H2B Antibody (C.15200232) [NBP2-59149] - Analysis on histone extracts from HeLa cells (15 ug) using the antibody against H2BK123ub. The antibody was diluted 1:500 in TBS-Tween containing 5% skimmed milk. The position of the protein of interest is indicated on the right; the marker (kDa) is shown on the left.



Chromatin Immunoprecipitation: Histone H2B [ubiquitylated Lys123] Antibody (C.15200232) [NBP2-59149] - ChIP results obtained with the antibody against H2BK123ub on sheared chromatin from WT yeast cells, yeast cells with higher steady state levels of H2BK123ub and yeast cells with no ubiquitinated H2B. Quantitative PCR was performed with primers for the coding region of an active gene. Figure shows the recovery, expressed as a % of input (the relative amount of immunoprecipitated DNA compared to input DNA after qPCR analysis).





Novus Biologicals USA

10730 E. Briarwood Avenue
Centennial, CO 80112
USA
Phone: 303.730.1950
Toll Free: 1.888.506.6887
Fax: 303.730.1966
nb-customerservice@bio-techne.com

Bio-Techne Canada

21 Canmotor Ave
Toronto, ON M8Z 4E6
Canada
Phone: 905.827.6400
Toll Free: 855.668.8722
Fax: 905.827.6402
canada.inquires@bio-techne.com

Bio-Techne Ltd

19 Barton Lane
Abingdon Science Park
Abingdon, OX14 3NB, United Kingdom
Phone: (44) (0) 1235 529449
Free Phone: 0800 37 34 15
Fax: (44) (0) 1235 533420
info.EMEA@bio-techne.com

General Contact Information

www.novusbio.com
Technical Support: nb-technical@bio-techne.com
Orders: nb-customerservice@bio-techne.com
General: novus@novusbio.com

Products Related to NBP2-59149

NBP2-33376H	Blue Marker Antibody (6F4-F6) [HRP]
HAF007	Goat anti-Mouse IgG Secondary Antibody [HRP]
NB7539	Goat anti-Mouse IgG (H+L) Secondary Antibody [HRP]
NBP1-97005-0.5mg	Mouse IgG1 Isotype Control (MG1)

Limitations

This product is for research use only and is not approved for use in humans or in clinical diagnosis. Primary Antibodies are guaranteed for 1 year from date of receipt.

For more information on our 100% guarantee, please visit www.novusbio.com/guarantee

Earn gift cards/discounts by submitting a review: www.novusbio.com/reviews/submit/NBP2-59149

Earn gift cards/discounts by submitting a publication using this product:
www.novusbio.com/publications

