

# Product Datasheet

## LAMP-1/CD107a Antibody (CL4472) - BSA Free NBP2-59052

Unit Size: 100 ul

Store at 4C short term. Aliquot and store at -20C long term. Avoid freeze-thaw cycles.

[www.novusbio.com](http://www.novusbio.com)



[technical@novusbio.com](mailto:technical@novusbio.com)

Protocols, Publications, Related Products, Reviews, Research Tools and Images at:  
[www.novusbio.com/NBP2-59052](http://www.novusbio.com/NBP2-59052)

Updated 12/2/2025 v.20.1

Earn rewards for product  
reviews and publications.

Submit a publication at [www.novusbio.com/publications](http://www.novusbio.com/publications)

Submit a review at [www.novusbio.com/reviews/destination/NBP2-59052](http://www.novusbio.com/reviews/destination/NBP2-59052)



**NBP2-59052****LAMP-1/CD107a Antibody (CL4472) - BSA Free**

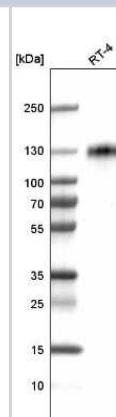
<b>Product Information</b>	
<b>Unit Size</b>	100 ul
<b>Concentration</b>	Concentrations vary lot to lot. See vial label for concentration. If unlisted please contact technical services.
<b>Storage</b>	Store at 4C short term. Aliquot and store at -20C long term. Avoid freeze-thaw cycles.
<b>Clonality</b>	Monoclonal
<b>Clone</b>	CL4472
<b>Preservative</b>	0.02% Sodium Azide
<b>Isotype</b>	IgG1
<b>Purity</b>	Protein A purified
<b>Buffer</b>	PBS (pH 7.2) and 40% Glycerol

<b>Product Description</b>	
<b>Description</b>	Novus Biologicals Mouse LAMP-1/CD107a Antibody (CL4472) - BSA Free (NBP2-59052) is a monoclonal antibody validated for use in IHC and WB. All Novus Biologicals antibodies are covered by our 100% guarantee.
<b>Host</b>	Mouse
<b>Gene ID</b>	3916
<b>Gene Symbol</b>	LAMP1
<b>Species</b>	Human
<b>Immunogen</b>	This antibody was developed using a synthetic peptide derived from P11279, with the exact immunogen sequence remaining proprietary.

<b>Product Application Details</b>	
<b>Applications</b>	Western Blot, Immunohistochemistry-Paraffin, Immunohistochemistry
<b>Recommended Dilutions</b>	Western Blot 1 ug/ml, Immunohistochemistry 1:1000 - 1:2500, Immunohistochemistry-Paraffin 1:1000 - 1:2500
<b>Application Notes</b>	For IHC-Paraffin, HIER pH 6 retrieval is recommended.

**Images**

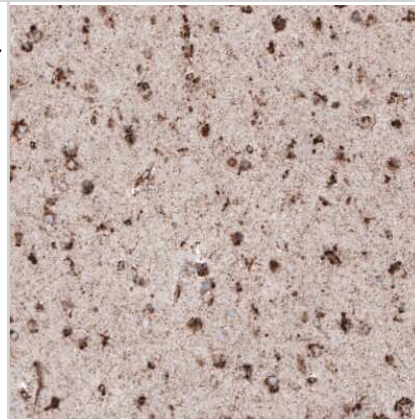
Western Blot: LAMP-1/CD107a Antibody (CL4472) [NBP2-59052] - Analysis in human cell line RT-4.



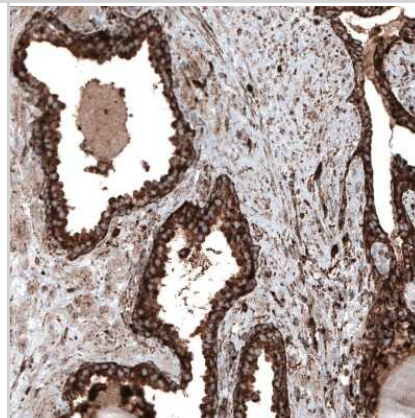
Immunohistochemistry-Paraffin: LAMP-1/CD107a Antibody (CL4472) [NBP2-59052] - Staining of human skeletal muscle shows only weak cytoplasmic positivity in muscle fibers.



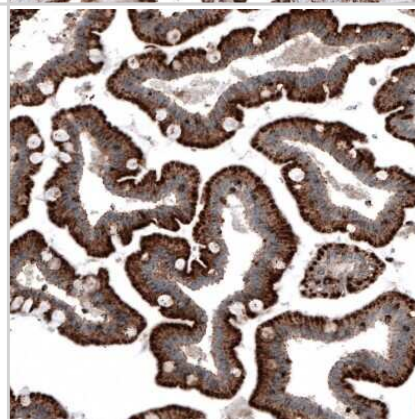
Immunohistochemistry-Paraffin: LAMP-1/CD107a Antibody (CL4472) [NBP2-59052] - Staining of human cerebral cortex shows strong granular cytoplasmic positivity in neuronal cells.



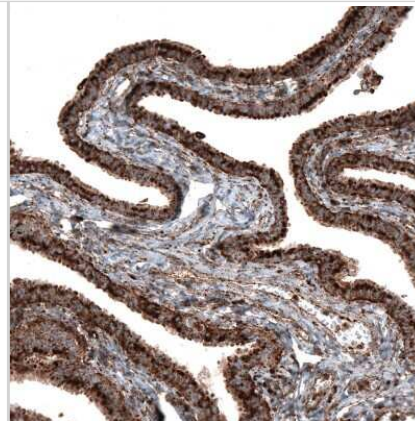
Immunohistochemistry-Paraffin: LAMP-1/CD107a Antibody (CL4472) [NBP2-59052] - Staining of human prostate shows strong cytoplasmic positivity in glandular cells.



Immunohistochemistry-Paraffin: LAMP-1/CD107a Antibody (CL4472) [NBP2-59052] - Staining of human duodenum shows strong granular cytoplasmic immunoreactivity in glandular cells.



Immunohistochemistry-Paraffin: LAMP-1/CD107a Antibody (CL4472) [NBP2-59052] - Staining of human fallopian tube shows strong granular cytoplasmic positivity in glandular cells.





### Novus Biologicals USA

10730 E. Briarwood Avenue  
Centennial, CO 80112  
USA  
Phone: 303.730.1950  
Toll Free: 1.888.506.6887  
Fax: 303.730.1966  
nb-customerservice@bio-techne.com

### Bio-Techne Canada

21 Canmotor Ave  
Toronto, ON M8Z 4E6  
Canada  
Phone: 905.827.6400  
Toll Free: 855.668.8722  
Fax: 905.827.6402  
canada.inquires@bio-techne.com

### Bio-Techne Ltd

19 Barton Lane  
Abingdon Science Park  
Abingdon, OX14 3NB, United Kingdom  
Phone: (44) (0) 1235 529449  
Free Phone: 0800 37 34 15  
Fax: (44) (0) 1235 533420  
info.EMEA@bio-techne.com

### General Contact Information

www.novusbio.com  
Technical Support: nb-technical@bio-techne.com  
Orders: nb-customerservice@bio-techne.com  
General: novus@novusbio.com

### Products Related to NBP2-59052

---

NBP2-33376H	Blue Marker Antibody (6F4-F6) [HRP]
HAF007	Goat anti-Mouse IgG Secondary Antibody [HRP]
NB7539	Goat anti-Mouse IgG (H+L) Secondary Antibody [HRP]
NBP1-97005-0.5mg	Mouse IgG1 Isotype Control (MG1)

---

### Limitations

This product is for research use only and is not approved for use in humans or in clinical diagnosis. Primary Antibodies are guaranteed for 1 year from date of receipt.

For more information on our 100% guarantee, please visit [www.novusbio.com/guarantee](http://www.novusbio.com/guarantee)

Earn gift cards/discounts by submitting a review: [www.novusbio.com/reviews/submit/NBP2-59052](http://www.novusbio.com/reviews/submit/NBP2-59052)

Earn gift cards/discounts by submitting a publication using this product:  
[www.novusbio.com/publications](http://www.novusbio.com/publications)

