

Product Datasheet

LAMP-1/CD107a Antibody (CL4463) - BSA Free NBP2-59051

Unit Size: 100 ul

Store at 4C short term. Aliquot and store at -20C long term. Avoid freeze-thaw cycles.

www.novusbio.com



technical@novusbio.com

Protocols, Publications, Related Products, Reviews, Research Tools and Images at:
www.novusbio.com/NBP2-59051

Updated 12/2/2025 v.20.1

Earn rewards for product
reviews and publications.

Submit a publication at www.novusbio.com/publications

Submit a review at www.novusbio.com/reviews/destination/NBP2-59051



NBP2-59051

LAMP-1/CD107a Antibody (CL4463) - BSA Free

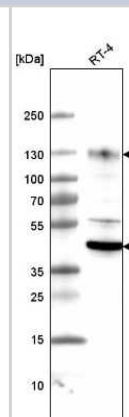
Product Information	
Unit Size	100 ul
Concentration	Concentrations vary lot to lot. See vial label for concentration. If unlisted please contact technical services.
Storage	Store at 4C short term. Aliquot and store at -20C long term. Avoid freeze-thaw cycles.
Clonality	Monoclonal
Clone	CL4463
Preservative	0.02% Sodium Azide
Isotype	IgG3
Purity	Protein A purified
Buffer	PBS (pH 7.2) and 40% Glycerol

Product Description	
Description	Novus Biologicals Mouse LAMP-1/CD107a Antibody (CL4463) - BSA Free (NBP2-59051) is a monoclonal antibody validated for use in IHC and WB. All Novus Biologicals antibodies are covered by our 100% guarantee.
Host	Mouse
Gene ID	3916
Gene Symbol	LAMP1
Species	Human
Immunogen	This antibody was developed using a synthetic peptide derived from P11279, with the exact immunogen sequence remaining proprietary.

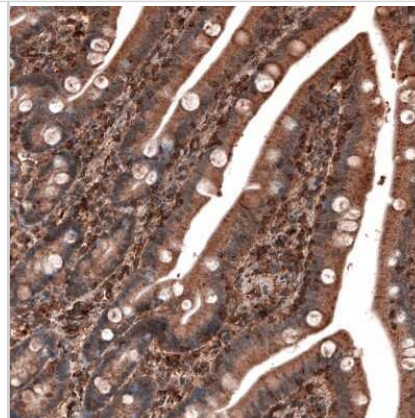
Product Application Details	
Applications	Western Blot, Immunohistochemistry-Paraffin, Immunohistochemistry
Recommended Dilutions	Western Blot 1 ug/ml, Immunohistochemistry 1:2500 - 1:5000, Immunohistochemistry-Paraffin 1:2500 - 1:5000
Application Notes	For IHC-Paraffin, HIER pH 6 retrieval is recommended.

Images

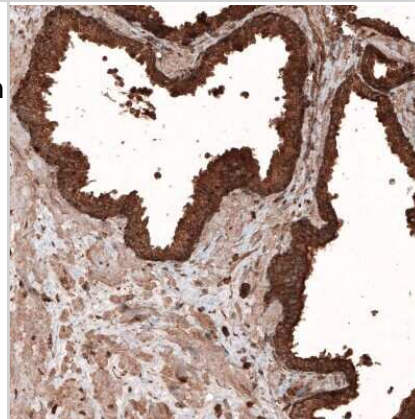
Western Blot: LAMP-1/CD107a Antibody (CL4463) [NBP2-59051] - Analysis in human cell line RT-4.



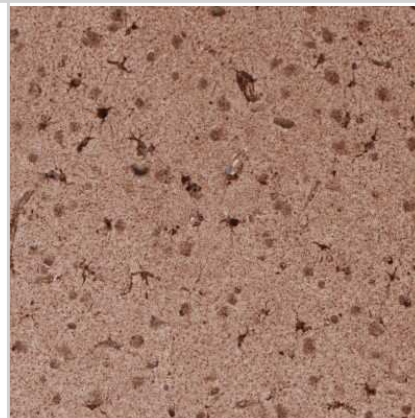
Immunohistochemistry-Paraffin: LAMP-1/CD107a Antibody (CL4463) [NBP2-59051] - Staining of human duodenum shows strong cytoplasmic immunoreactivity in glandular cells and in lymphoid cells.



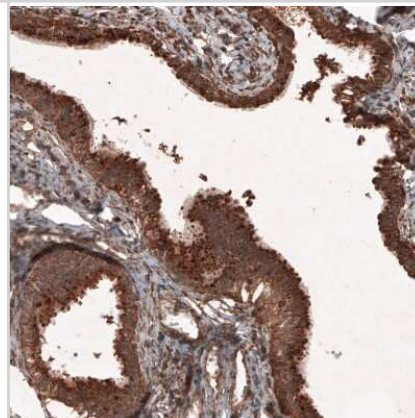
Immunohistochemistry-Paraffin: LAMP-1/CD107a Antibody (CL4463) [NBP2-59051] - Staining of human prostate shows strong granular cytoplasmic immunoreactivity in glandular cells and moderate positivity in smooth muscle.



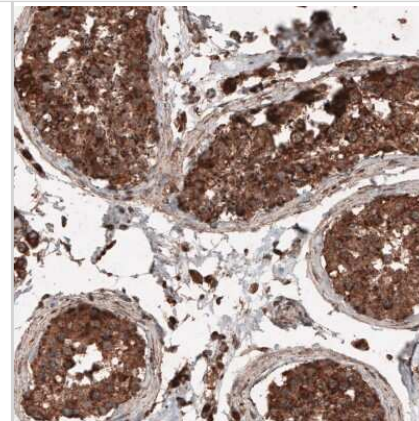
Immunohistochemistry-Paraffin: LAMP-1/CD107a Antibody (CL4463) [NBP2-59051] - Staining of human cerebral cortex shows strong cytoplasmic positivity in a subset of cells as well as moderate immunoreactivity in neuropil.



Immunohistochemistry-Paraffin: LAMP-1/CD107a Antibody (CL4463) [NBP2-59051] - Staining of human fallopian tube shows strong granular cytoplasmic immunoreactivity in glandular cells.



Immunohistochemistry-Paraffin: LAMP-1/CD107a Antibody (CL4463) [NBP2-59051] - Staining of human testis shows strong cytoplasmic positivity in cells in seminiferous tubules.





Novus Biologicals USA

10730 E. Briarwood Avenue
Centennial, CO 80112
USA
Phone: 303.730.1950
Toll Free: 1.888.506.6887
Fax: 303.730.1966
nb-customerservice@bio-techne.com

Bio-Techne Canada

21 Canmotor Ave
Toronto, ON M8Z 4E6
Canada
Phone: 905.827.6400
Toll Free: 855.668.8722
Fax: 905.827.6402
canada.inquires@bio-techne.com

Bio-Techne Ltd

19 Barton Lane
Abingdon Science Park
Abingdon, OX14 3NB, United Kingdom
Phone: (44) (0) 1235 529449
Free Phone: 0800 37 34 15
Fax: (44) (0) 1235 533420
info.EMEA@bio-techne.com

General Contact Information

www.novusbio.com
Technical Support: nb-technical@bio-techne.com
Orders: nb-customerservice@bio-techne.com
General: novus@novusbio.com

Products Related to NBP2-59051

NBP2-33376H	Blue Marker Antibody (6F4-F6) [HRP]
HAF007	Goat anti-Mouse IgG Secondary Antibody [HRP]
NB7539	Goat anti-Mouse IgG (H+L) Secondary Antibody [HRP]
NBP1-96777	Mouse IgG3 Isotype Control (MG3)

Limitations

This product is for research use only and is not approved for use in humans or in clinical diagnosis. Primary Antibodies are guaranteed for 1 year from date of receipt.

For more information on our 100% guarantee, please visit www.novusbio.com/guarantee

Earn gift cards/discounts by submitting a review: www.novusbio.com/reviews/submit/NBP2-59051

Earn gift cards/discounts by submitting a publication using this product:
www.novusbio.com/publications

