

Product Datasheet

Ornithine Carbamoyltransferase Antibody (CL4046) - BSA Free NBP2-59039

Unit Size: 100 ul

Store at 4C short term. Aliquot and store at -20C long term. Avoid freeze-thaw cycles.

www.novusbio.com



technical@novusbio.com

Protocols, Publications, Related Products, Reviews, Research Tools and Images at:
www.novusbio.com/NBP2-59039

Updated 12/2/2025 v.20.1

Earn rewards for product
reviews and publications.

Submit a publication at www.novusbio.com/publications

Submit a review at www.novusbio.com/reviews/destination/NBP2-59039

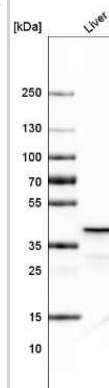


NBP2-59039**Ornithine Carbamoyltransferase Antibody (CL4046) - BSA Free**

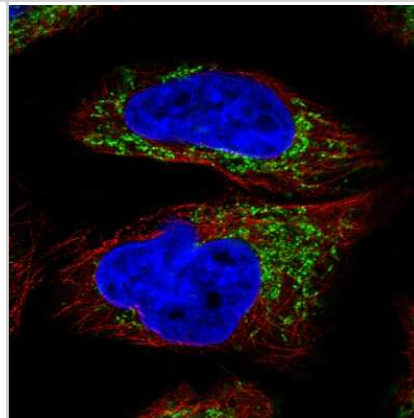
Product Information	
Unit Size	100 ul
Concentration	Concentrations vary lot to lot. See vial label for concentration. If unlisted please contact technical services.
Storage	Store at 4C short term. Aliquot and store at -20C long term. Avoid freeze-thaw cycles.
Clonality	Monoclonal
Clone	CL4046
Preservative	0.02% Sodium Azide
Isotype	IgG1
Purity	Protein A purified
Buffer	PBS (pH 7.2) and 40% Glycerol
Product Description	
Description	Novus Biologicals Mouse Ornithine Carbamoyltransferase Antibody (CL4046) - BSA Free (NBP2-59039) is a monoclonal antibody validated for use in IHC, WB and ICC/IF. All Novus Biologicals antibodies are covered by our 100% guarantee.
Host	Mouse
Gene ID	5009
Gene Symbol	OTC
Species	Human
Reactivity Notes	Please note that this antibody is reactive to Mouse and derived from the same host, Mouse. Mouse-On-Mouse blocking reagent may be needed for IHC and ICC experiments to reduce high background signal. You can find these reagents under catalog numbers PK-2200-NB and MP-2400-NB. Please contact Technical Support if you have any questions
Immunogen	This antibody was developed using a recombinant protein derived from P00480, with the exact immunogen sequence remaining proprietary.
Product Application Details	
Applications	Western Blot, Immunohistochemistry-Paraffin, Immunocytochemistry/ Immunofluorescence, Immunohistochemistry
Recommended Dilutions	Western Blot 1 ug/ml, Immunohistochemistry 1:5000 - 1:10000, Immunocytochemistry/ Immunofluorescence 2-10 ug/ml, Immunohistochemistry-Paraffin 1:5000 - 1:10000
Application Notes	For IHC-Paraffin, HIER pH 6 retrieval is recommended. For ICC/IF, PFA/Triton X-100 is recommended for fixation/permeabilization.

Images

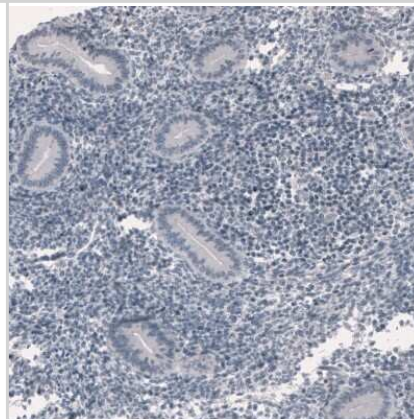
Western Blot: Ornithine Carbamoyltransferase Antibody (CL4046) [NBP2-59039] - Analysis in human liver tissue.



Immunocytochemistry/Immunofluorescence: Ornithine Carbamoyltransferase Antibody (CL4046) [NBP2-59039] - Staining of RH-30 cells using the Anti-OTC monoclonal antibody, showing specific staining in mitochondria in green. Microtubule- and nuclear probes are visualized in red and blue, respectively (where available).



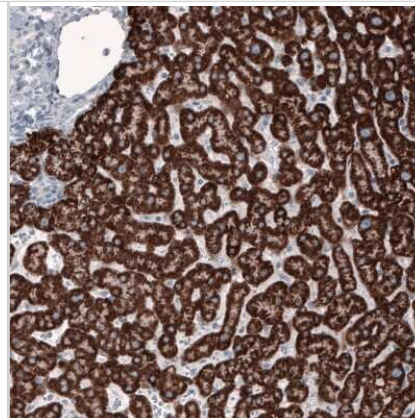
Immunohistochemistry-Paraffin: Ornithine Carbamoyltransferase Antibody (CL4046) [NBP2-59039] - Staining of human endometrium shows no positivity as expected (negative control).



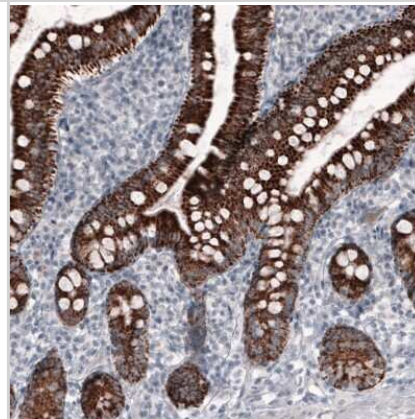
Immunohistochemistry-Paraffin: Ornithine Carbamoyltransferase Antibody (CL4046) [NBP2-59039] - Staining of human duodenum shows strong granular cytoplasmic immunoreactivity in glandular cells.



Immunohistochemistry-Paraffin: Ornithine Carbamoyltransferase Antibody (CL4046) [NBP2-59039] - Staining of human liver shows strong granular cytoplasmic positivity in hepatocytes.



Immunohistochemistry-Paraffin: Ornithine Carbamoyltransferase Antibody (CL4046) [NBP2-59039] - Staining of human small intestine shows granular cytoplasmic immunoreactivity in glandular cells.





Novus Biologicals USA

10730 E. Briarwood Avenue
Centennial, CO 80112
USA
Phone: 303.730.1950
Toll Free: 1.888.506.6887
Fax: 303.730.1966
nb-customerservice@bio-techne.com

Bio-Techne Canada

21 Canmotor Ave
Toronto, ON M8Z 4E6
Canada
Phone: 905.827.6400
Toll Free: 855.668.8722
Fax: 905.827.6402
canada.inquires@bio-techne.com

Bio-Techne Ltd

19 Barton Lane
Abingdon Science Park
Abingdon, OX14 3NB, United Kingdom
Phone: (44) (0) 1235 529449
Free Phone: 0800 37 34 15
Fax: (44) (0) 1235 533420
info.EMEA@bio-techne.com

General Contact Information

www.novusbio.com
Technical Support: nb-technical@bio-techne.com
Orders: nb-customerservice@bio-techne.com
General: novus@novusbio.com

Products Related to NBP2-59039

NBP2-33376H	Blue Marker Antibody (6F4-F6) [HRP]
HAF007	Goat anti-Mouse IgG Secondary Antibody [HRP]
NB7539	Goat anti-Mouse IgG (H+L) Secondary Antibody [HRP]
NBP1-97005-0.5mg	Mouse IgG1 Isotype Control (MG1)

Limitations

This product is for research use only and is not approved for use in humans or in clinical diagnosis. Primary Antibodies are guaranteed for 1 year from date of receipt.

For more information on our 100% guarantee, please visit www.novusbio.com/guarantee

Earn gift cards/discounts by submitting a review: www.novusbio.com/reviews/submit/NBP2-59039

Earn gift cards/discounts by submitting a publication using this product:
www.novusbio.com/publications

