

# Product Datasheet

## Ornithine Carbamoyltransferase Antibody (CL4045) - BSA Free NBP2-59038

Unit Size: 100 ul

Store at 4C short term. Aliquot and store at -20C long term. Avoid freeze-thaw cycles.

[www.novusbio.com](http://www.novusbio.com)



[technical@novusbio.com](mailto:technical@novusbio.com)

### Publications: 1

Protocols, Publications, Related Products, Reviews, Research Tools and Images at:  
[www.novusbio.com/NBP2-59038](http://www.novusbio.com/NBP2-59038)

Updated 12/2/2025 v.20.1

Earn rewards for product  
reviews and publications.

Submit a publication at [www.novusbio.com/publications](http://www.novusbio.com/publications)

Submit a review at [www.novusbio.com/reviews/destination/NBP2-59038](http://www.novusbio.com/reviews/destination/NBP2-59038)



**NBP2-59038****Ornithine Carbamoyltransferase Antibody (CL4045) - BSA Free**

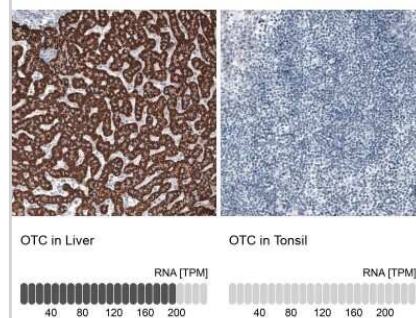
<b>Product Information</b>	
<b>Unit Size</b>	100 ul
<b>Concentration</b>	Concentrations vary lot to lot. See vial label for concentration. If unlisted please contact technical services.
<b>Storage</b>	Store at 4C short term. Aliquot and store at -20C long term. Avoid freeze-thaw cycles.
<b>Clonality</b>	Monoclonal
<b>Clone</b>	CL4045
<b>Preservative</b>	0.02% Sodium Azide
<b>Isotype</b>	IgG2a
<b>Purity</b>	Protein A purified
<b>Buffer</b>	PBS (pH 7.2) and 40% Glycerol

<b>Product Description</b>	
<b>Description</b>	Novus Biologicals Mouse Ornithine Carbamoyltransferase Antibody (CL4045) - BSA Free (NBP2-59038) is a monoclonal antibody validated for use in IHC, WB and ICC/IF. Anti-Ornithine Carbamoyltransferase Antibody: Cited in 1 publication. All Novus Biologicals antibodies are covered by our 100% guarantee.
<b>Host</b>	Mouse
<b>Gene ID</b>	5009
<b>Gene Symbol</b>	OTC
<b>Species</b>	Human, Cynomolgus Monkey
<b>Reactivity Notes</b>	Use in Cynomolgus Monkey reported in scientific literature (PMID:35211641). Please note that this antibody is reactive to Mouse and derived from the same host, Mouse. Mouse-On-Mouse blocking reagent may be needed for IHC and ICC experiments to reduce high background signal. You can find these reagents under catalog numbers PK-2200-NB and MP-2400-NB. Please contact Technical Support if you have any questions
<b>Immunogen</b>	This antibody was developed using a recombinant protein derived from P00480, with the exact immunogen sequence remaining proprietary.


<b>Product Application Details</b>	
<b>Applications</b>	Western Blot, Immunohistochemistry-Paraffin, Immunocytochemistry/Immunofluorescence, Immunohistochemistry
<b>Recommended Dilutions</b>	Western Blot 1 ug/ml, Immunohistochemistry 1:10000 - 1:20000, Immunocytochemistry/ Immunofluorescence 2-10 ug/ml, Immunohistochemistry-Paraffin 1:10000 - 1:20000
<b>Application Notes</b>	For IHC-Paraffin, HIER pH 6 retrieval is recommended. For ICC/IF, PFA/Triton X-100 is recommended for fixation/permeabilization.

## Images

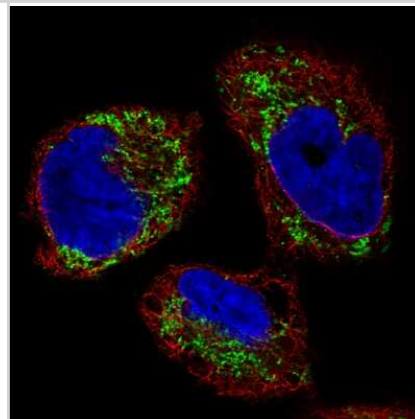
Immunohistochemistry-Paraffin: Ornithine Carbamoyltransferase Antibody (CL4045) [NBP2-59038] - Staining in human liver and tonsil tissues. Corresponding OTC RNA-seq data are presented for the same tissues.



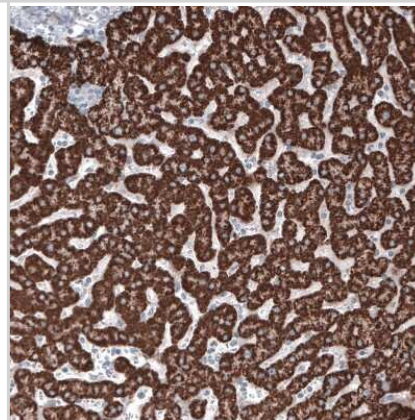
Western Blot: Ornithine Carbamoyltransferase Antibody (CL4045) [NBP2-59038] - Analysis in human liver tissue.



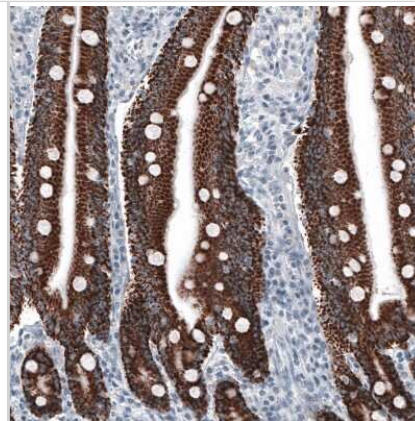
Immunocytochemistry/Immunofluorescence: Ornithine Carbamoyltransferase Antibody (CL4045) [NBP2-59038] - Staining of RH-30 cells using the Anti-OTC monoclonal antibody, showing specific staining in mitochondria in green. Microtubule- and nuclear probes are visualized in red and blue, respectively (where available).



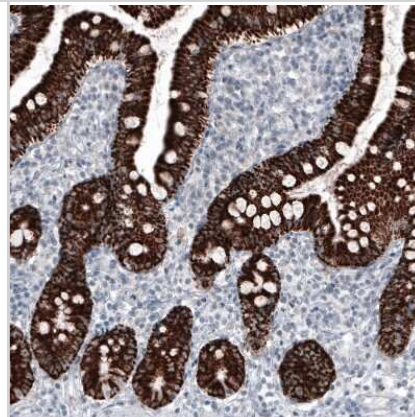
Immunohistochemistry-Paraffin: Ornithine Carbamoyltransferase Antibody (CL4045) [NBP2-59038] - Staining of human liver shows strong granular cytoplasmic positivity in hepatocytes.



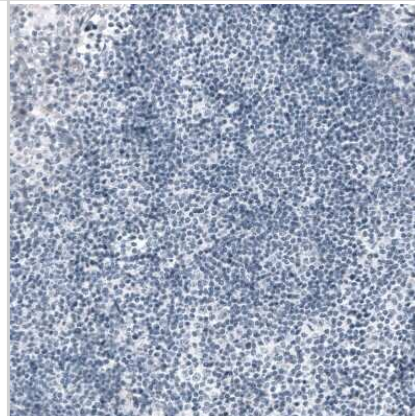
Immunohistochemistry-Paraffin: Ornithine Carbamoyltransferase Antibody (CL4045) [NBP2-59038] - Staining of human duodenum shows strong granular cytoplasmic positivity in glandular cells.



Immunohistochemistry-Paraffin: Ornithine Carbamoyltransferase Antibody (CL4045) [NBP2-59038] - Staining of human small intestine shows strong granular cytoplasmic positivity in glandular cells.



Immunohistochemistry-Paraffin: Ornithine Carbamoyltransferase Antibody (CL4045) [NBP2-59038] - Staining of human tonsil shows no positivity in lymphoid cells as expected.



## Publications

Wang L, Warzecha C, Kistner A et al. Prednisolone reduces the interferon response to AAV in cynomolgus macaques and may increase liver gene expression [113/120 characters] Molecular Therapy - Methods & Clinical Development 2022-01-01 [PMID: 35211641] (IHC-P, Cynomolgus Monkey)



### **Novus Biologicals USA**

10730 E. Briarwood Avenue  
Centennial, CO 80112  
USA  
Phone: 303.730.1950  
Toll Free: 1.888.506.6887  
Fax: 303.730.1966  
nb-customerservice@bio-techne.com

### **Bio-Techne Canada**

21 Canmotor Ave  
Toronto, ON M8Z 4E6  
Canada  
Phone: 905.827.6400  
Toll Free: 855.668.8722  
Fax: 905.827.6402  
canada.inquires@bio-techne.com

### **Bio-Techne Ltd**

19 Barton Lane  
Abingdon Science Park  
Abingdon, OX14 3NB, United Kingdom  
Phone: (44) (0) 1235 529449  
Free Phone: 0800 37 34 15  
Fax: (44) (0) 1235 533420  
info.EMEA@bio-techne.com

### **General Contact Information**

www.novusbio.com  
Technical Support: nb-technical@bio-techne.com  
Orders: nb-customerservice@bio-techne.com  
General: novus@novusbio.com

### **Products Related to NBP2-59038**

---

NBP2-59038PEP	Ornithine Carbamoyltransferase Recombinant Protein Antigen
NBP2-33376H	Blue Marker Antibody (6F4-F6) [HRP]
HAF007	Goat anti-Mouse IgG Secondary Antibody [HRP]
NB7539	Goat anti-Mouse IgG (H+L) Secondary Antibody [HRP]
NBP1-96778	Mouse IgG2a Isotype Control (M2A)

---

### **Limitations**

This product is for research use only and is not approved for use in humans or in clinical diagnosis. Primary Antibodies are guaranteed for 1 year from date of receipt.

For more information on our 100% guarantee, please visit [www.novusbio.com/guarantee](http://www.novusbio.com/guarantee)

Earn gift cards/discounts by submitting a review: [www.novusbio.com/reviews/submit/NBP2-59038](http://www.novusbio.com/reviews/submit/NBP2-59038)

Earn gift cards/discounts by submitting a publication using this product:  
[www.novusbio.com/publications](http://www.novusbio.com/publications)

