

Product Datasheet

ACE-2 Antibody (CL4035) - BSA Free NBP2-59037

Unit Size: 100 ul

Store at 4C short term. Aliquot and store at -20C long term. Avoid freeze-thaw cycles.

www.novusbio.com



technical@novusbio.com

Protocols, Publications, Related Products, Reviews, Research Tools and Images at:
www.novusbio.com/NBP2-59037

Updated 9/9/2025 v.20.1

Earn rewards for product
reviews and publications.

Submit a publication at www.novusbio.com/publications

Submit a review at www.novusbio.com/reviews/destination/NBP2-59037



NBP2-59037

ACE-2 Antibody (CL4035) - BSA Free

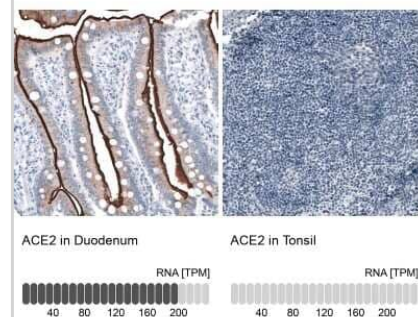
Product Information	
Unit Size	100 ul
Concentration	Concentrations vary lot to lot. See vial label for concentration. If unlisted please contact technical services.
Storage	Store at 4C short term. Aliquot and store at -20C long term. Avoid freeze-thaw cycles.
Clonality	Monoclonal
Clone	CL4035
Preservative	0.02% Sodium Azide
Isotype	IgG1
Purity	Protein A purified
Buffer	PBS (pH 7.2) and 40% Glycerol

Product Description	
Description	Novus Biologicals Mouse ACE-2 Antibody (CL4035) - BSA Free (NBP2-59037) is a monoclonal antibody validated for use in IHC and WB. All Novus Biologicals antibodies are covered by our 100% guarantee.
Host	Mouse
Gene ID	59272
Gene Symbol	ACE2
Species	Human
Immunogen	This antibody was developed using a recombinant protein derived from Q9BYF1, with the exact immunogen sequence remaining proprietary.

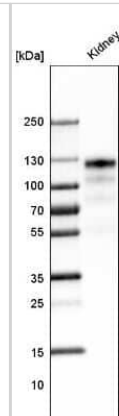
Product Application Details	
Applications	Western Blot, Immunohistochemistry-Paraffin, Immunohistochemistry
Recommended Dilutions	Western Blot 1 ug/ml, Immunohistochemistry 1:20000 - 1:50000, Immunohistochemistry-Paraffin 1:20000 - 1:50000
Application Notes	For IHC-Paraffin, HIER pH 6 retrieval is recommended.

Images

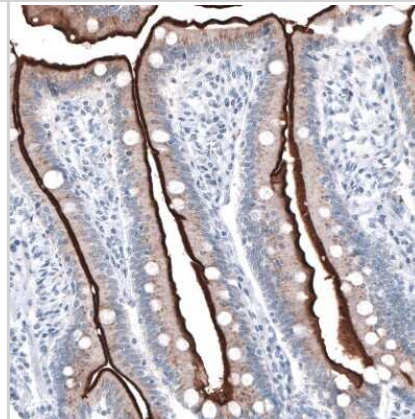
Immunohistochemistry-Paraffin: ACE-2 Antibody (CL4035) [NBP2-59037] - Staining in human duodenum and tonsil tissues using NBP2-59037 antibody. Corresponding ACE2 RNA-seq data are presented for the same tissues.



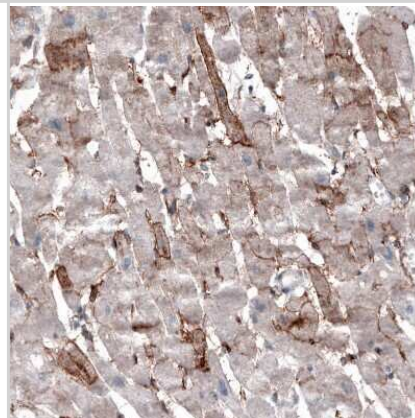
Western Blot: ACE-2 Antibody (CL4035) [NBP2-59037] - Analysis in human kidney tissue.



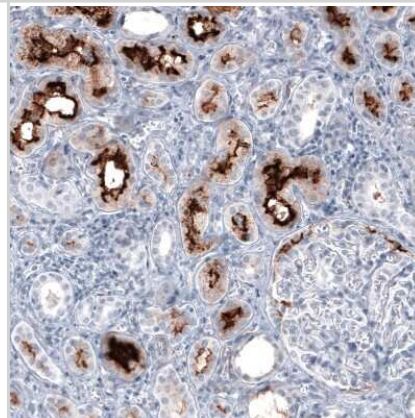
Immunohistochemistry-Paraffin: ACE-2 Antibody (CL4035) [NBP2-59037] - Staining of human duodenum shows strong positivity in apical membrane of glandular cells.



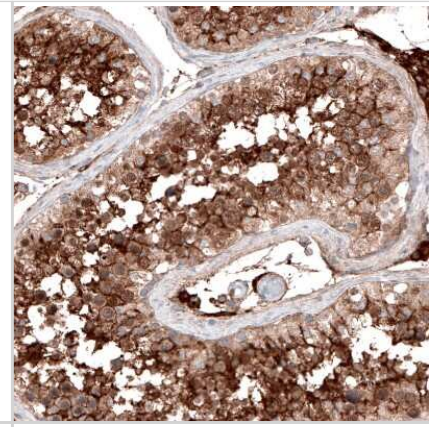
Immunohistochemistry-Paraffin: ACE-2 Antibody (CL4035) [NBP2-59037] - Staining of human heart muscle shows moderate membranous positivity in cardiomyocytes.



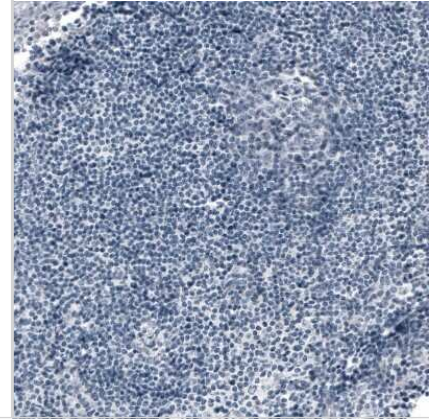
Immunohistochemistry-Paraffin: ACE-2 Antibody (CL4035) [NBP2-59037] - Staining of human kidney shows strong positivity in apical membrane in cells in proximal tubules.



Immunohistochemistry-Paraffin: ACE-2 Antibody (CL4035) [NBP2-59037] - Staining of human testis shows strong membranous positivity in cells in seminiferous ducts.



Immunohistochemistry-Paraffin: ACE-2 Antibody (CL4035) [NBP2-59037] - Staining of human tonsil shows no positivity in non-germinal center cells as expected.





Novus Biologicals USA

10730 E. Briarwood Avenue
Centennial, CO 80112
USA
Phone: 303.730.1950
Toll Free: 1.888.506.6887
Fax: 303.730.1966
nb-customerservice@bio-techne.com

Bio-Techne Canada

21 Canmotor Ave
Toronto, ON M8Z 4E6
Canada
Phone: 905.827.6400
Toll Free: 855.668.8722
Fax: 905.827.6402
canada.inquires@bio-techne.com

Bio-Techne Ltd

19 Barton Lane
Abingdon Science Park
Abingdon, OX14 3NB, United Kingdom
Phone: (44) (0) 1235 529449
Free Phone: 0800 37 34 15
Fax: (44) (0) 1235 533420
info.EMEA@bio-techne.com

General Contact Information

www.novusbio.com
Technical Support: nb-technical@bio-techne.com
Orders: nb-customerservice@bio-techne.com
General: novus@novusbio.com

Products Related to NBP2-59037

NBP2-33376H	Blue Marker Antibody (6F4-F6) [HRP]
HAF007	Goat anti-Mouse IgG Secondary Antibody [HRP]
NB7539	Goat anti-Mouse IgG (H+L) Secondary Antibody [HRP]
NBP1-97005-0.5mg	Mouse IgG1 Isotype Control (MG1)

Limitations

This product is for research use only and is not approved for use in humans or in clinical diagnosis. Primary Antibodies are guaranteed for 1 year from date of receipt.

For more information on our 100% guarantee, please visit www.novusbio.com/guarantee

Earn gift cards/discounts by submitting a review: www.novusbio.com/reviews/submit/NBP2-59037

Earn gift cards/discounts by submitting a publication using this product:
www.novusbio.com/publications

