

Product Datasheet

GAPDH Antibody (CL3265) - BSA Free NBP2-59025

Unit Size: 100 ul

Store at 4C short term. Aliquot and store at -20C long term. Avoid freeze-thaw cycles.

www.novusbio.com



technical@novusbio.com

Protocols, Publications, Related Products, Reviews, Research Tools and Images at:
www.novusbio.com/NBP2-59025

Updated 2/5/2026 v.20.1

Earn rewards for product
reviews and publications.

Submit a publication at www.novusbio.com/publications

Submit a review at www.novusbio.com/reviews/destination/NBP2-59025



NBP2-59025

GAPDH Antibody (CL3265) - BSA Free

Product Information	
Unit Size	100 ul
Concentration	Concentrations vary lot to lot. See vial label for concentration. If unlisted please contact technical services.
Storage	Store at 4C short term. Aliquot and store at -20C long term. Avoid freeze-thaw cycles.
Clonality	Monoclonal
Clone	CL3265
Preservative	0.02% Sodium Azide
Isotype	IgG1
Purity	Protein A purified
Buffer	PBS (pH 7.2) and 40% Glycerol
Target Molecular Weight	36 kDa


Product Description	
Description	Novus Biologicals Mouse GAPDH Antibody (CL3265) - BSA Free (NBP2-59025) is a monoclonal antibody validated for use in IHC and WB. All Novus Biologicals antibodies are covered by our 100% guarantee.
Host	Mouse
Gene ID	2597
Gene Symbol	GAPDH
Species	Human, Mouse, Rat
Reactivity Notes	Please note that this antibody is reactive to Mouse and derived from the same host, Mouse. Mouse-On-Mouse blocking reagent may be needed for IHC and ICC experiments to reduce high background signal. You can find these reagents under catalog numbers PK-2200-NB and MP-2400-NB. Please contact Technical Support if you have any questions
Immunogen	This antibody was developed using a recombinant protein derived from P04406, with the exact immunogen sequence remaining proprietary.

Product Application Details	
Applications	Western Blot, Immunohistochemistry-Paraffin, Immunohistochemistry, Knockdown Validated
Recommended Dilutions	Western Blot 1 ug/ml, Immunohistochemistry 1:5000 - 1:10000, Immunohistochemistry-Paraffin 1:5000 - 1:10000, Knockdown Validated
Application Notes	IHC-Paraffin, HIER pH 6 retrieval is recommended.

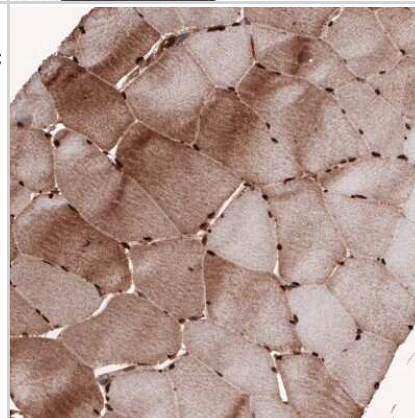


Images

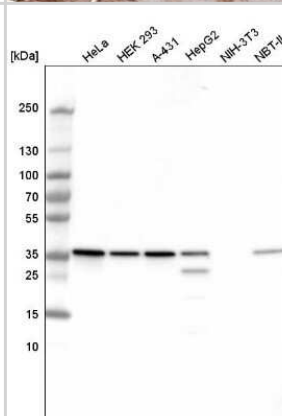
Western Blot: GAPDH Antibody (CL3265) [NBP2-59025] - Theoretical molecular weight: 36 kDa. Analysis in U-251MG cells transfected with control siRNA, target specific siRNA probe #1 and #2, using Anti-GAPDH antibody. Remaining relative intensity is presented. Loading control: Anti-PPIB.



Immunohistochemistry-Paraffin: GAPDH Antibody (CL3265) [NBP2-59025] - Staining of human skeletal muscle shows moderate cytoplasmic and strong nuclear immunoreactivity in muscle fibers.



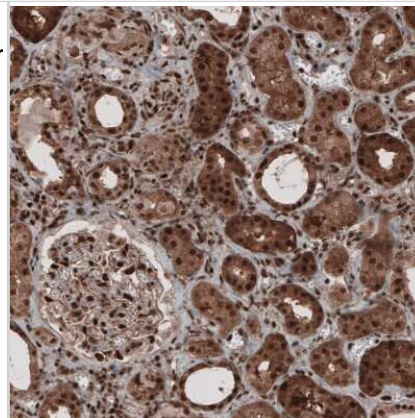
Western Blot: GAPDH Antibody (CL3265) [NBP2-59025] - Analysis in human cell line HeLa, human cell line HEK 293, human cell line A-431, human cell line HepG2, mouse cell line NIH-3T3 and rat cell line NBT-II. Theoretical molecular weight: 36 kDa.



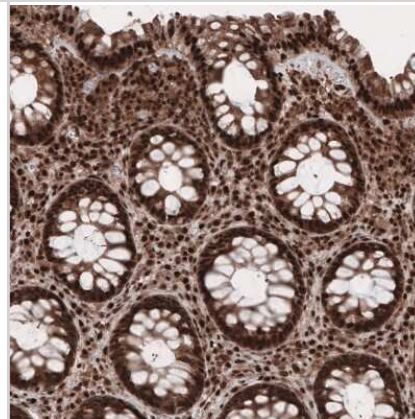
Immunohistochemistry-Paraffin: GAPDH Antibody (CL3265) [NBP2-59025] - Staining of human cerebral cortex shows immunoreactivity in neuropil as well as strong cytoplasmic positivity in a subset of cells.



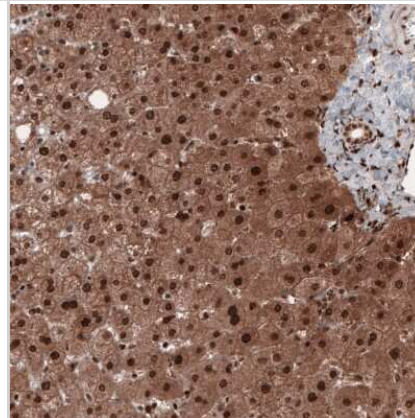
Immunohistochemistry-Paraffin: GAPDH Antibody (CL3265) [NBP2-59025] - Staining of human kidney shows strong cytoplasmic and nuclear positivity in renal tubules and glomeruli.



Immunohistochemistry-Paraffin: GAPDH Antibody (CL3265) [NBP2-59025] - Staining of human rectum shows strong cytoplasmic and nuclear positivity in glandular and connective tissue cells.



Immunohistochemistry-Paraffin: GAPDH Antibody (CL3265) [NBP2-59025] - Staining of human liver shows strong cytoplasmic and nuclear immunoreactivity in hepatocytes.





Novus Biologicals USA

10730 E. Briarwood Avenue
Centennial, CO 80112
USA
Phone: 303.730.1950
Toll Free: 1.888.506.6887
Fax: 303.730.1966
nb-customerservice@bio-techne.com

Bio-Techne Canada

21 Canmotor Ave
Toronto, ON M8Z 4E6
Canada
Phone: 905.827.6400
Toll Free: 855.668.8722
Fax: 905.827.6402
canada.inquires@bio-techne.com

Bio-Techne Ltd

19 Barton Lane
Abingdon Science Park
Abingdon, OX14 3NB, United Kingdom
Phone: (44) (0) 1235 529449
Free Phone: 0800 37 34 15
Fax: (44) (0) 1235 533420
info.EMEA@bio-techne.com

General Contact Information

www.novusbio.com
Technical Support: nb-technical@bio-techne.com
Orders: nb-customerservice@bio-techne.com
General: novus@novusbio.com

Products Related to NBP2-59025

NBP2-59025PEP	GAPDH Recombinant Protein Antigen
NBP2-33376H	Blue Marker Antibody (6F4-F6) [HRP]
HAF007	Goat anti-Mouse IgG Secondary Antibody [HRP]
NB7539	Goat anti-Mouse IgG (H+L) Secondary Antibody [HRP]
NBP1-97005-0.5mg	Mouse IgG1 Isotype Control (MG1)

Limitations

This product is for research use only and is not approved for use in humans or in clinical diagnosis. Primary Antibodies are guaranteed for 1 year from date of receipt.

For more information on our 100% guarantee, please visit www.novusbio.com/guarantee

Earn gift cards/discounts by submitting a review: www.novusbio.com/reviews/submit/NBP2-59025

Earn gift cards/discounts by submitting a publication using this product:
www.novusbio.com/publications

