

Product Datasheet

SRI Antibody - BSA Free NBP2-57990

Unit Size: 100 ul

Store at 4C short term. Aliquot and store at -20C long term. Avoid freeze-thaw cycles.

www.novusbio.com



technical@novusbio.com

Protocols, Publications, Related Products, Reviews, Research Tools and Images at:
www.novusbio.com/NBP2-57990

Updated 12/2/2025 v.20.1

Earn rewards for product
reviews and publications.

Submit a publication at www.novusbio.com/publications

Submit a review at www.novusbio.com/reviews/destination/NBP2-57990



NBP2-57990

SRI Antibody - BSA Free

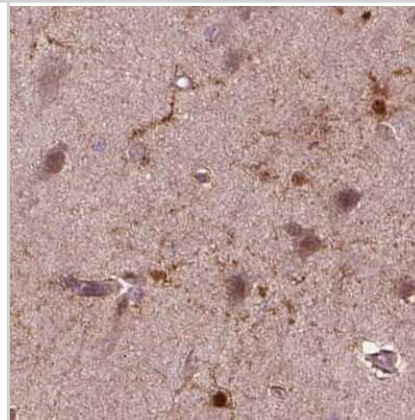
Product Information	
Unit Size	100 ul
Concentration	Concentrations vary lot to lot. See vial label for concentration. If unlisted please contact technical services.
Storage	Store at 4C short term. Aliquot and store at -20C long term. Avoid freeze-thaw cycles.
Clonality	Polyclonal
Preservative	0.02% Sodium Azide
Isotype	IgG
Purity	Affinity purified
Buffer	PBS (pH 7.2) and 40% Glycerol

Product Description	
Description	Novus Biologicals Rabbit SRI Antibody - BSA Free (NBP2-57990) is a polyclonal antibody validated for use in IHC. All Novus Biologicals antibodies are covered by our 100% guarantee.
Host	Rabbit
Gene ID	6717
Gene Symbol	SRI
Species	Human
Immunogen	This antibody was developed against a recombinant protein corresponding to the following amino acid sequence: LNGWRQHFISFDTDRSGTVDPQELQKALTTMGFRLSPQAVNSIAKRYSTNGKIT FDDYI

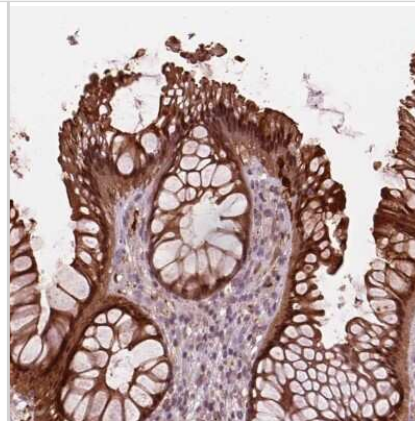
Product Application Details	
Applications	Immunohistochemistry-Paraffin, Immunohistochemistry
Recommended Dilutions	Immunohistochemistry 1:2500 - 1:5000, Immunohistochemistry-Paraffin 1:2500 - 1:5000
Application Notes	For IHC-Paraffin, HIER pH 6 retrieval is recommended.

Images

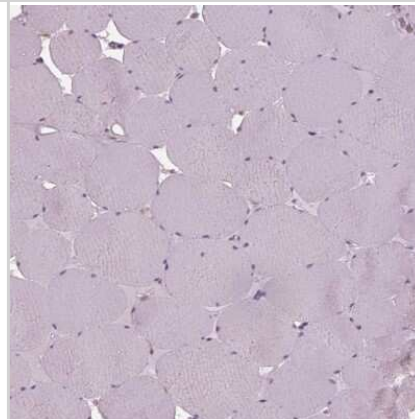
Immunohistochemistry-Paraffin: SR1 Antibody [NBP2-57990] - Staining of human cerebral cortex.



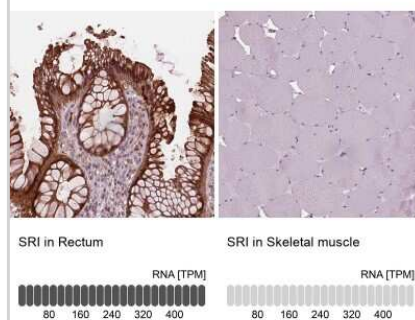
Immunohistochemistry-Paraffin: SR1 Antibody [NBP2-57990] - Staining of human rectum shows high expression.



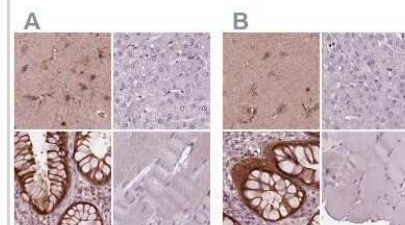
Immunohistochemistry-Paraffin: SR1 Antibody [NBP2-57990] - Staining of human skeletal muscle shows low expression as expected.



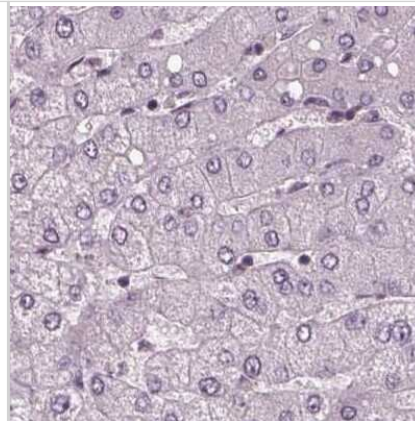
Immunohistochemistry-Paraffin: SR1 Antibody [NBP2-57990] - Staining in human rectum and skeletal muscle tissues using anti-SRI antibody. Corresponding SRI RNA-seq data are presented for the same tissues.



Immunohistochemistry-Paraffin: SR1 Antibody [NBP2-57990] - Staining of human cerebral cortex, liver, rectum and skeletal muscle using Anti-SRI antibody NBP2-57990 (A) shows similar protein distribution across tissues to independent antibody NBP2-55404 (B).



Immunohistochemistry-Paraffin: SR1 Antibody [NBP2-57990] - Staining of human liver.





Novus Biologicals USA

10730 E. Briarwood Avenue
Centennial, CO 80112
USA
Phone: 303.730.1950
Toll Free: 1.888.506.6887
Fax: 303.730.1966
nb-customerservice@bio-techne.com

Bio-Techne Canada

21 Canmotor Ave
Toronto, ON M8Z 4E6
Canada
Phone: 905.827.6400
Toll Free: 855.668.8722
Fax: 905.827.6402
canada.inquires@bio-techne.com

Bio-Techne Ltd

19 Barton Lane
Abingdon Science Park
Abingdon, OX14 3NB, United Kingdom
Phone: (44) (0) 1235 529449
Free Phone: 0800 37 34 15
Fax: (44) (0) 1235 533420
info.EMEA@bio-techne.com

General Contact Information

www.novusbio.com
Technical Support: nb-technical@bio-techne.com
Orders: nb-customerservice@bio-techne.com
General: novus@novusbio.com

Products Related to NBP2-57990

NBP2-57990PEP	SRI Recombinant Protein Antigen
HAF008	Goat anti-Rabbit IgG Secondary Antibody [HRP]
NB7160	Goat anti-Rabbit IgG (H+L) Secondary Antibody [HRP]
NBP2-24891	Rabbit IgG Isotype Control

Limitations

This product is for research use only and is not approved for use in humans or in clinical diagnosis. Primary Antibodies are guaranteed for 1 year from date of receipt.

For more information on our 100% guarantee, please visit www.novusbio.com/guarantee

Earn gift cards/discounts by submitting a review: www.novusbio.com/reviews/submit/NBP2-57990

Earn gift cards/discounts by submitting a publication using this product:
www.novusbio.com/publications

