

Product Datasheet

Dopamine beta-Hydroxylase Antibody - BSA Free NBP2-57836

Unit Size: 100 ul

Store at 4C short term. Aliquot and store at -20C long term. Avoid freeze-thaw cycles.

www.novusbio.com



technical@novusbio.com

Protocols, Publications, Related Products, Reviews, Research Tools and Images at:
www.novusbio.com/NBP2-57836

Updated 12/2/2025 v.20.1

Earn rewards for product
reviews and publications.

Submit a publication at www.novusbio.com/publications

Submit a review at www.novusbio.com/reviews/destination/NBP2-57836



NBP2-57836

Dopamine beta-Hydroxylase Antibody - BSA Free

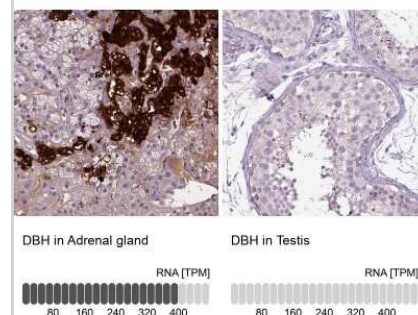
Product Information	
Unit Size	100 ul
Concentration	Concentrations vary lot to lot. See vial label for concentration. If unlisted please contact technical services.
Storage	Store at 4C short term. Aliquot and store at -20C long term. Avoid freeze-thaw cycles.
Clonality	Polyclonal
Preservative	0.02% Sodium Azide
Isotype	IgG
Purity	Affinity purified
Buffer	PBS (pH 7.2) and 40% Glycerol

Product Description	
Description	Novus Biologicals Rabbit Dopamine beta-Hydroxylase Antibody - BSA Free (NBP2-57836) is a polyclonal antibody validated for use in IHC, WB and ICC/IF. All Novus Biologicals antibodies are covered by our 100% guarantee.
Host	Rabbit
Gene ID	1621
Gene Symbol	DBH
Species	Human
Reactivity Notes	Mouse 80%
Immunogen	This antibody was developed against a recombinant protein corresponding to the following amino acid sequence: LINRFNNEVDVCTCPQASVSQQFTSVPWNSFNDRDVLKALYSFAPISMHCNKSSA VRFQGEWNLQPLPKVISTLEEPTPQCPTSQ

Product Application Details	
Applications	Western Blot, Immunohistochemistry-Paraffin, Immunocytochemistry/Immunofluorescence, Immunohistochemistry
Recommended Dilutions	Western Blot 0.04-0.4 ug/ml, Immunohistochemistry 1:50 - 1:200, Immunocytochemistry/ Immunofluorescence 0.25-2 ug/ml, Immunohistochemistry-Paraffin 1:50 - 1:200
Application Notes	For IHC-Paraffin, HIER pH 6 retrieval is recommended. ICC/IF, Fixation/Permeabilization: PFA/Triton X-100.

Images

Immunohistochemistry-Paraffin: Dopamine beta-Hydroxylase Antibody [NBP2-57836] - Analysis in human adrenal gland and testis tissues. Corresponding Dopamine beta-Hydroxylase RNA-seq data are presented for the same tissues.



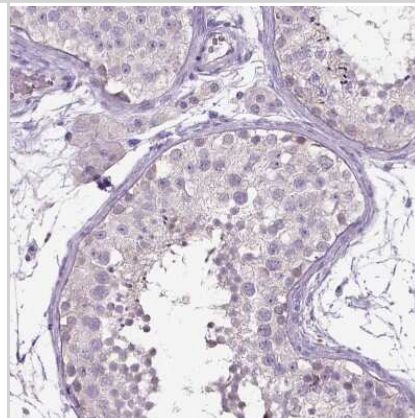
Immunohistochemistry-Paraffin: Dopamine beta-Hydroxylase Antibody [NBP2-57836] - Staining of human adrenal gland, kidney, lower gastrointestinal and testis using Anti-Dopamine beta-Hydroxylase antibody NBP2-57836 (A) shows similar protein distribution across tissues to independent antibody NBP2-55677 (B).



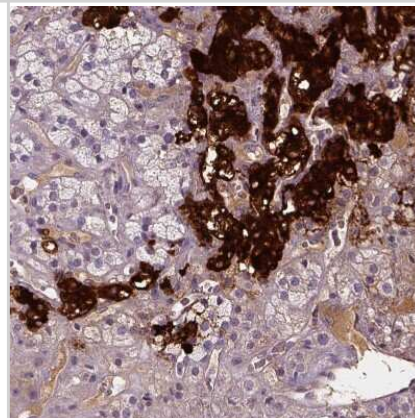
Immunocytochemistry/Immunofluorescence: Dopamine beta-Hydroxylase Antibody [NBP2-57836] - Staining of human cell line U-2 OS shows localization to endoplasmic reticulum & vesicles. Antibody staining is shown in green.



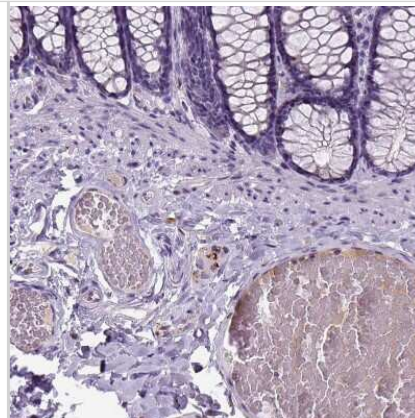
Immunohistochemistry-Paraffin: Dopamine beta-Hydroxylase Antibody [NBP2-57836] - Staining of human testis shows no positivity in cells in seminiferous ducts as expected.



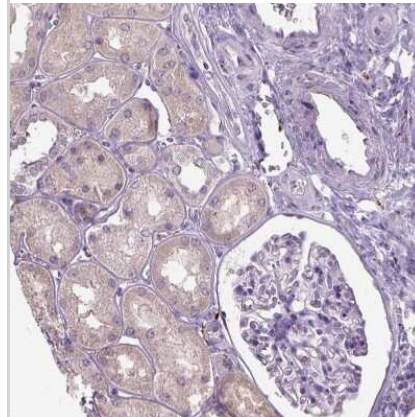
Immunohistochemistry-Paraffin: Dopamine beta-Hydroxylase Antibody [NBP2-57836] - Staining of human adrenal gland shows strong cytoplasmic positivity in glandular cells.



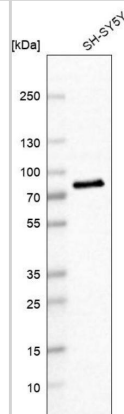
Immunohistochemistry-Paraffin: Dopamine beta-Hydroxylase Antibody [NBP2-57836] - Staining of human colon shows moderate cytoplasmic positivity in peripheral ganglion.



Immunohistochemistry-Paraffin: Dopamine beta-Hydroxylase Antibody [NBP2-57836] - Staining of human kidney shows very weak positivity in cells in tubules as expected.



Western Blot: Dopamine beta-Hydroxylase Antibody [NBP2-57836] - Analysis in human cell line SH-SY5Y.





Novus Biologicals USA

10730 E. Briarwood Avenue
Centennial, CO 80112
USA
Phone: 303.730.1950
Toll Free: 1.888.506.6887
Fax: 303.730.1966
nb-customerservice@bio-techne.com

Bio-Techne Canada

21 Canmotor Ave
Toronto, ON M8Z 4E6
Canada
Phone: 905.827.6400
Toll Free: 855.668.8722
Fax: 905.827.6402
canada.inquires@bio-techne.com

Bio-Techne Ltd

19 Barton Lane
Abingdon Science Park
Abingdon, OX14 3NB, United Kingdom
Phone: (44) (0) 1235 529449
Free Phone: 0800 37 34 15
Fax: (44) (0) 1235 533420
info.EMEA@bio-techne.com

General Contact Information

www.novusbio.com
Technical Support: nb-technical@bio-techne.com
Orders: nb-customerservice@bio-techne.com
General: novus@novusbio.com

Products Related to NBP2-57836

NBP2-57836PEP	Dopamine beta-Hydroxylase Recombinant Protein Antigen
NBP2-33376H	Blue Marker Antibody (6F4-F6) [HRP]
HAF008	Goat anti-Rabbit IgG Secondary Antibody [HRP]
NB7160	Goat anti-Rabbit IgG (H+L) Secondary Antibody [HRP]
NBP2-24891	Rabbit IgG Isotype Control

Limitations

This product is for research use only and is not approved for use in humans or in clinical diagnosis. Primary Antibodies are guaranteed for 1 year from date of receipt.

For more information on our 100% guarantee, please visit www.novusbio.com/guarantee

Earn gift cards/discounts by submitting a review: www.novusbio.com/reviews/submit/NBP2-57836

Earn gift cards/discounts by submitting a publication using this product:
www.novusbio.com/publications

