

# Product Datasheet

## UNC13D/Munc 13-4 Antibody - BSA Free NBP2-57827

Unit Size: 100 ul

Store at 4C short term. Aliquot and store at -20C long term. Avoid freeze-thaw cycles.

[www.novusbio.com](http://www.novusbio.com)



[technical@novusbio.com](mailto:technical@novusbio.com)

Protocols, Publications, Related Products, Reviews, Research Tools and Images at:  
[www.novusbio.com/NBP2-57827](http://www.novusbio.com/NBP2-57827)

Updated 9/9/2025 v.20.1

Earn rewards for product  
reviews and publications.

Submit a publication at [www.novusbio.com/publications](http://www.novusbio.com/publications)

Submit a review at [www.novusbio.com/reviews/destination/NBP2-57827](http://www.novusbio.com/reviews/destination/NBP2-57827)



**NBP2-57827**

UNC13D/Munc 13-4 Antibody - BSA Free

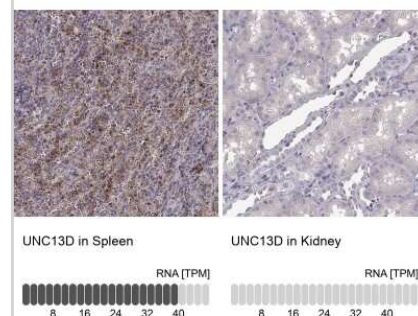
Product Information	
Unit Size	100 ul
Concentration	Concentrations vary lot to lot. See vial label for concentration. If unlisted please contact technical services.
Storage	Store at 4C short term. Aliquot and store at -20C long term. Avoid freeze-thaw cycles.
Clonality	Polyclonal
Preservative	0.02% Sodium Azide
Isotype	IgG
Purity	Affinity purified
Buffer	PBS (pH 7.2) and 40% Glycerol

Product Description	
Description	Novus Biologicals Rabbit UNC13D/Munc 13-4 Antibody - BSA Free (NBP2-57827) is a polyclonal antibody validated for use in IHC, WB and ICC/IF. All Novus Biologicals antibodies are covered by our 100% guarantee.
Host	Rabbit
Gene ID	201294
Gene Symbol	UNC13D
Species	Human
Immunogen	This antibody was developed against a recombinant protein corresponding to the following amino acid sequence: SFHLDMWDLDTVESVRQKLGELTDLHGLRRIFKEARKDKGQDDFLGNVVLRLQ DLRCREDQWYPLEPRTETYPDRGQCHLQFQLIHKRRATSASRSQPSYTVHLHL LQQLVSHEVTQHEAGSTSWDGSLSPPQAATVFLFLHATQKDLSD

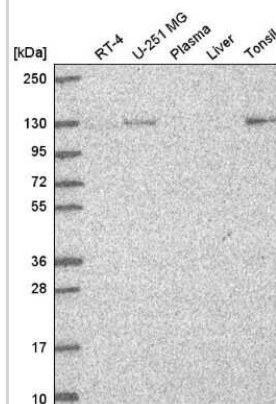
Product Application Details	
Applications	Western Blot, Immunohistochemistry-Paraffin, Immunocytochemistry/Immunofluorescence, Immunohistochemistry
Recommended Dilutions	Western Blot 0.04-0.4 ug/ml, Immunohistochemistry 1:50 - 1:200, Immunocytochemistry/ Immunofluorescence 0.25-2 ug/ml, Immunohistochemistry-Paraffin 1:50 - 1:200
Application Notes	ICC/IF, Fixation Permeabilization: Use PFA/Triton X-100. IHC-P, Retrieval method: HIER pH6

**Images**

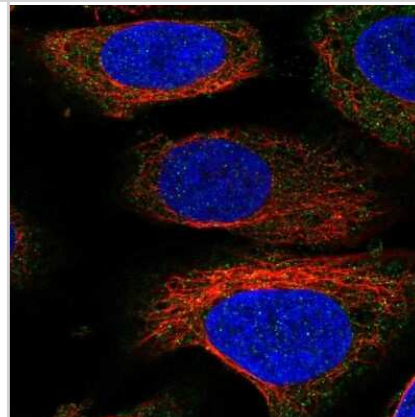
Immunohistochemistry-Paraffin: UNC13D/Munc 13-4 Antibody [NBP2-57827] - Staining in human spleen and kidney tissues using anti-UNC13D antibody. Corresponding UNC13D RNA-seq data are presented for the same tissues.



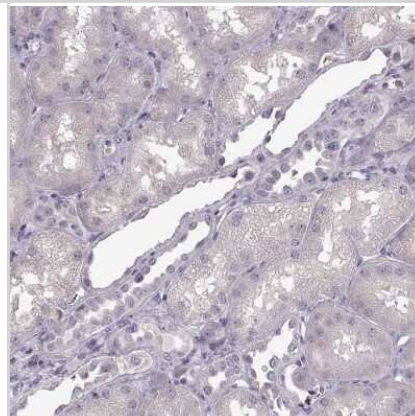
Western Blot: UNC13D/Munc 13-4 Antibody [NBP2-57827] - Western blot analysis in human cell line RT-4, human cell line U-251 MG, human plasma, human liver tissue and human tonsil tissue.



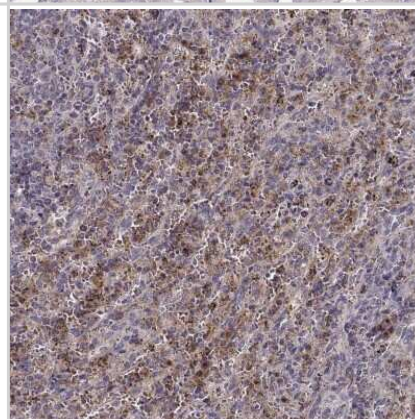
Immunocytochemistry/Immunofluorescence: UNC13D/Munc 13-4 Antibody [NBP2-57827] - Staining of human cell line U-2 OS shows localization to cytosol.



Immunohistochemistry-Paraffin: UNC13D/Munc 13-4 Antibody [NBP2-57827] - Staining of human kidney shows low expression as expected.



Immunohistochemistry-Paraffin: UNC13D/Munc 13-4 Antibody [NBP2-57827] - Staining of human spleen shows high expression.





### **Novus Biologicals USA**

10730 E. Briarwood Avenue  
Centennial, CO 80112  
USA  
Phone: 303.730.1950  
Toll Free: 1.888.506.6887  
Fax: 303.730.1966  
nb-customerservice@bio-techne.com

### **Bio-Techne Canada**

21 Canmotor Ave  
Toronto, ON M8Z 4E6  
Canada  
Phone: 905.827.6400  
Toll Free: 855.668.8722  
Fax: 905.827.6402  
canada.inquires@bio-techne.com

### **Bio-Techne Ltd**

19 Barton Lane  
Abingdon Science Park  
Abingdon, OX14 3NB, United Kingdom  
Phone: (44) (0) 1235 529449  
Free Phone: 0800 37 34 15  
Fax: (44) (0) 1235 533420  
info.EMEA@bio-techne.com

### **General Contact Information**

www.novusbio.com  
Technical Support: nb-technical@bio-techne.com  
Orders: nb-customerservice@bio-techne.com  
General: novus@novusbio.com

### **Products Related to NBP2-57827**

---

NBP2-57827PEP	UNC13D/Munc 13-4 Recombinant Protein Antigen
NBP2-33376H	Blue Marker Antibody (6F4-F6) [HRP]
HAF008	Goat anti-Rabbit IgG Secondary Antibody [HRP]
NB7160	Goat anti-Rabbit IgG (H+L) Secondary Antibody [HRP]
NBP2-24891	Rabbit IgG Isotype Control

---

### **Limitations**

This product is for research use only and is not approved for use in humans or in clinical diagnosis. Primary Antibodies are guaranteed for 1 year from date of receipt.

For more information on our 100% guarantee, please visit [www.novusbio.com/guarantee](http://www.novusbio.com/guarantee)

Earn gift cards/discounts by submitting a review: [www.novusbio.com/reviews/submit/NBP2-57827](http://www.novusbio.com/reviews/submit/NBP2-57827)

Earn gift cards/discounts by submitting a publication using this product:  
[www.novusbio.com/publications](http://www.novusbio.com/publications)

