

# Product Datasheet

## GRHL3 Antibody - BSA Free

### NBP2-57087

Unit Size: 100 ul

Store at 4C short term. Aliquot and store at -20C long term. Avoid freeze-thaw cycles.

[www.novusbio.com](http://www.novusbio.com)



[technical@novusbio.com](mailto:technical@novusbio.com)

Protocols, Publications, Related Products, Reviews, Research Tools and Images at:  
[www.novusbio.com/NBP2-57087](http://www.novusbio.com/NBP2-57087)

Updated 9/9/2025 v.20.1

Earn rewards for product  
reviews and publications.

Submit a publication at [www.novusbio.com/publications](http://www.novusbio.com/publications)

Submit a review at [www.novusbio.com/reviews/destination/NBP2-57087](http://www.novusbio.com/reviews/destination/NBP2-57087)



**NBP2-57087**

GRHL3 Antibody - BSA Free

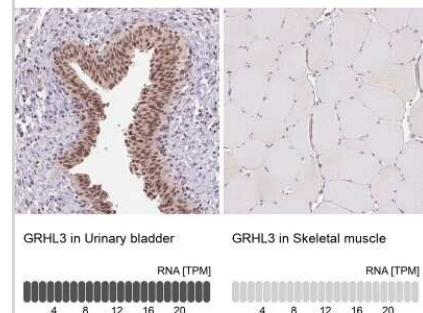
Product Information	
Unit Size	100 ul
Concentration	Concentrations vary lot to lot. See vial label for concentration. If unlisted please contact technical services.
Storage	Store at 4C short term. Aliquot and store at -20C long term. Avoid freeze-thaw cycles.
Clonality	Polyclonal
Preservative	0.02% Sodium Azide
Isotype	IgG
Purity	Affinity purified
Buffer	PBS (pH 7.2) and 40% Glycerol

Product Description	
Description	Novus Biologicals Rabbit GRHL3 Antibody - BSA Free (NBP2-57087) is a polyclonal antibody validated for use in IHC and ICC/IF. All Novus Biologicals antibodies are covered by our 100% guarantee.
Host	Rabbit
Gene ID	57822
Gene Symbol	GRHL3
Species	Human
Reactivity Notes	Mouse 84%, Rat 86%
Immunogen	This antibody was developed against a recombinant protein corresponding to the following amino acid sequence: VNGDDDSVAALSFLYDYDMGPKEKRILSSSTGGRNDQGKRYHGM EYETDLT PLESPHLMKFLTENVSGTPEYDPLLKKNLMSL

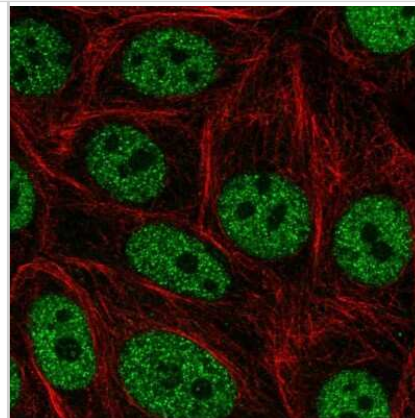
Product Application Details	
Applications	Immunohistochemistry-Paraffin, Immunocytochemistry/ Immunofluorescence, Immunohistochemistry
Recommended Dilutions	Immunohistochemistry 1:1000 - 1:2500, Immunocytochemistry/ Immunofluorescence 0.25-2 ug/ml, Immunohistochemistry-Paraffin 1:1000 - 1:2500
Application Notes	ICC/IF, Fixation Permeabilization: Use PFA/Triton X-100. IHC, Retrieval method: HIER pH6.

**Images**

Immunohistochemistry-Paraffin: GRHL3 Antibody [NBP2-57087] - Analysis in human urinary bladder and skeletal muscle tissues. Corresponding GRHL3 RNA-seq data are presented for the same tissues.



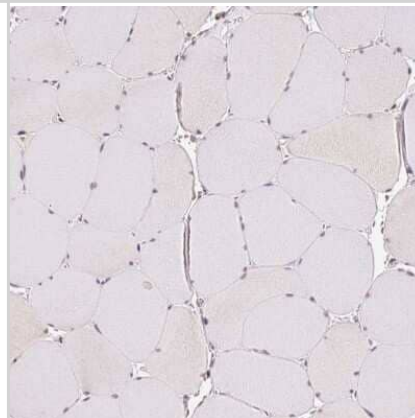
Immunocytochemistry/Immunofluorescence: GRHL3 Antibody [NBP2-57087] - Staining of human cell line MCF7 shows localization to nucleoplasm.



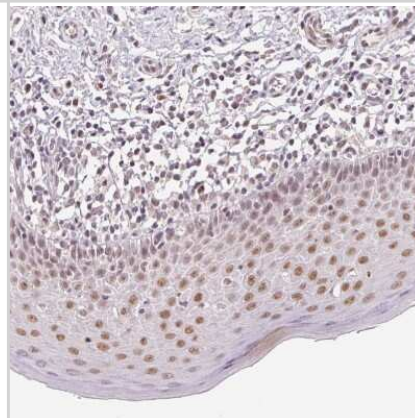
Immunohistochemistry-Paraffin: GRHL3 Antibody [NBP2-57087] - Staining of human urinary bladder shows strong nuclear positivity in squamous epithelial cells.



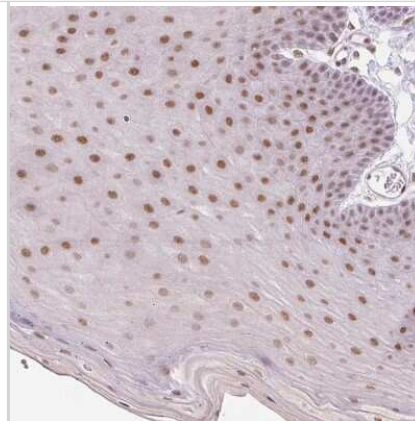
Immunohistochemistry-Paraffin: GRHL3 Antibody [NBP2-57087] - Staining of human skeletal muscle shows low expression as expected.



Immunohistochemistry-Paraffin: GRHL3 Antibody [NBP2-57087] - Staining of human oral mucosa shows moderate nuclear positivity in squamous epithelial cells.



Immunohistochemistry-Paraffin: GRHL3 Antibody [NBP2-57087] - Staining of human skin shows moderate nuclear positivity in squamous epithelial cells.





### **Novus Biologicals USA**

10730 E. Briarwood Avenue  
Centennial, CO 80112  
USA  
Phone: 303.730.1950  
Toll Free: 1.888.506.6887  
Fax: 303.730.1966  
nb-customerservice@bio-techne.com

### **Bio-Techne Canada**

21 Canmotor Ave  
Toronto, ON M8Z 4E6  
Canada  
Phone: 905.827.6400  
Toll Free: 855.668.8722  
Fax: 905.827.6402  
canada.inquires@bio-techne.com

### **Bio-Techne Ltd**

19 Barton Lane  
Abingdon Science Park  
Abingdon, OX14 3NB, United Kingdom  
Phone: (44) (0) 1235 529449  
Free Phone: 0800 37 34 15  
Fax: (44) (0) 1235 533420  
info.EMEA@bio-techne.com

### **General Contact Information**

www.novusbio.com  
Technical Support: nb-technical@bio-techne.com  
Orders: nb-customerservice@bio-techne.com  
General: novus@novusbio.com

### **Products Related to NBP2-57087**

---

NBP2-57087PEP	GRHL3 Recombinant Protein Antigen
HAF008	Goat anti-Rabbit IgG Secondary Antibody [HRP]
NB7160	Goat anti-Rabbit IgG (H+L) Secondary Antibody [HRP]
NBP2-24891	Rabbit IgG Isotype Control

---

### **Limitations**

This product is for research use only and is not approved for use in humans or in clinical diagnosis. Primary Antibodies are guaranteed for 1 year from date of receipt.

For more information on our 100% guarantee, please visit [www.novusbio.com/guarantee](http://www.novusbio.com/guarantee)

Earn gift cards/discounts by submitting a review: [www.novusbio.com/reviews/submit/NBP2-57087](http://www.novusbio.com/reviews/submit/NBP2-57087)

Earn gift cards/discounts by submitting a publication using this product:  
[www.novusbio.com/publications](http://www.novusbio.com/publications)

