

# Product Datasheet

## hnRNP A2B1 Antibody - BSA Free NBP2-56497

Unit Size: 100 ul

Store at 4C short term. Aliquot and store at -20C long term. Avoid freeze-thaw cycles.

[www.novusbio.com](http://www.novusbio.com)



[technical@novusbio.com](mailto:technical@novusbio.com)

### Publications: 1

Protocols, Publications, Related Products, Reviews, Research Tools and Images at:  
[www.novusbio.com/NBP2-56497](http://www.novusbio.com/NBP2-56497)

Updated 12/2/2025 v.20.1

Earn rewards for product  
reviews and publications.

Submit a publication at [www.novusbio.com/publications](http://www.novusbio.com/publications)

Submit a review at [www.novusbio.com/reviews/destination/NBP2-56497](http://www.novusbio.com/reviews/destination/NBP2-56497)



**NBP2-56497**

hnRNP A2B1 Antibody - BSA Free

Product Information	
<b>Unit Size</b>	100 ul
<b>Concentration</b>	Concentrations vary lot to lot. See vial label for concentration. If unlisted please contact technical services.
<b>Storage</b>	Store at 4C short term. Aliquot and store at -20C long term. Avoid freeze-thaw cycles.
<b>Clonality</b>	Polyclonal
<b>Preservative</b>	0.02% Sodium Azide
<b>Isotype</b>	IgG
<b>Purity</b>	Affinity purified
<b>Buffer</b>	PBS (pH 7.2) and 40% Glycerol

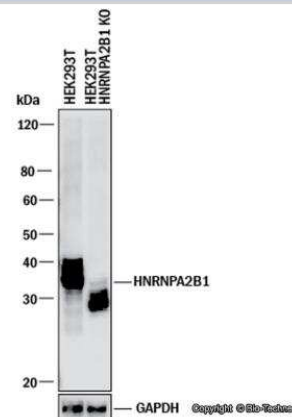
Product Description	
<b>Description</b>	Novus Biologicals Knockout (KO) Validated Rabbit hnRNP A2B1 Antibody - BSA Free (NBP2-56497) is a polyclonal antibody validated for use in WB and ICC/IF. Anti-hnRNP A2B1 Antibody: Cited in 1 publication. All Novus Biologicals antibodies are covered by our 100% guarantee.
<b>Host</b>	Rabbit
<b>Gene ID</b>	3181
<b>Gene Symbol</b>	HNRNPA2B1
<b>Species</b>	Human
<b>Immunogen</b>	This antibody was developed against a recombinant protein corresponding to the following amino acid sequence: RQEMQEVQSSRSGRGGNFGFGDSRG

Product Application Details	
<b>Applications</b>	Western Blot, Immunocytochemistry/ Immunofluorescence, Knockdown Validated, Knockout Validated
<b>Recommended Dilutions</b>	Western Blot 0.04-0.4 ug/ml, Immunocytochemistry/ Immunofluorescence 0.25-2 ug/ml, Knockout Validated, Knockdown Validated
<b>Application Notes</b>	ICC/IF Fixation Permeabilization: Use PFA/Triton X-100.

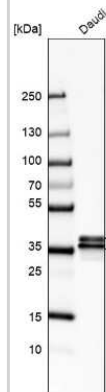


## Images

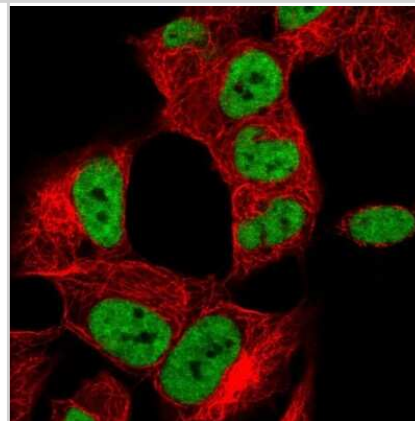
Western Blot: hnRNP A2B1 Antibody [NBP2-56497] - Western blot shows lysates of HEK293T human embryonic kidney parental cell line and hnRNP A2B1 knockout (KO) HEK293T cell line. PVDF membrane was probed with 0.4 ug/ml of Rabbit Anti-Human hnRNP A2B1 Polyclonal Antibody (Catalog # NBP2-56497) followed by HRP-conjugated Anti-Rabbit IgG Secondary Antibody (Catalog #HAF008). Specific band was detected for hnRNP A2B1 at approximately 35 kDa (as indicated) in the parental HEK293T cell line, but is not detectable in the knockout HEK293T cell line. This experiment was conducted under reducing conditions.



Western Blot: hnRNP A2B1 Antibody [NBP2-56497] - Analysis in human cell line Daudi.



Immunocytochemistry/Immunofluorescence: hnRNP A2B1 Antibody [NBP2-56497] - Staining of human cell line SH-SY5Y shows localization to nucleoplasm. Antibody staining is shown in green.



## Publications

Kim HJ, Mohassel P, Donkervoort S et al. Heterozygous frameshift variants in HNRNPA2B1 cause early-onset oculopharyngeal muscular dystrophy Nature communications [PMID: 35484142] (WB, Human)



### **Novus Biologicals USA**

10730 E. Briarwood Avenue  
Centennial, CO 80112  
USA  
Phone: 303.730.1950  
Toll Free: 1.888.506.6887  
Fax: 303.730.1966  
nb-customerservice@bio-techne.com

### **Bio-Techne Canada**

21 Canmotor Ave  
Toronto, ON M8Z 4E6  
Canada  
Phone: 905.827.6400  
Toll Free: 855.668.8722  
Fax: 905.827.6402  
canada.inquires@bio-techne.com

### **Bio-Techne Ltd**

19 Barton Lane  
Abingdon Science Park  
Abingdon, OX14 3NB, United Kingdom  
Phone: (44) (0) 1235 529449  
Free Phone: 0800 37 34 15  
Fax: (44) (0) 1235 533420  
info.EMEA@bio-techne.com

### **General Contact Information**

www.novusbio.com  
Technical Support: nb-technical@bio-techne.com  
Orders: nb-customerservice@bio-techne.com  
General: novus@novusbio.com

### **Products Related to NBP2-56497**

---

NBP2-56497PEP	hnRNP A2B1 Recombinant Protein Antigen
NBP2-33376H	Blue Marker Antibody (6F4-F6) [HRP]
HAF008	Goat anti-Rabbit IgG Secondary Antibody [HRP]
NB7160	Goat anti-Rabbit IgG (H+L) Secondary Antibody [HRP]
NBP2-24891	Rabbit IgG Isotype Control

---

### **Limitations**

This product is for research use only and is not approved for use in humans or in clinical diagnosis. Primary Antibodies are guaranteed for 1 year from date of receipt.

For more information on our 100% guarantee, please visit [www.novusbio.com/guarantee](http://www.novusbio.com/guarantee)

Earn gift cards/discounts by submitting a review: [www.novusbio.com/reviews/submit/NBP2-56497](http://www.novusbio.com/reviews/submit/NBP2-56497)

Earn gift cards/discounts by submitting a publication using this product:  
[www.novusbio.com/publications](http://www.novusbio.com/publications)

