

Product Datasheet

Histone H1T Antibody - BSA Free NBP2-56042

Unit Size: 100 ul

Store at 4C short term. Aliquot and store at -20C long term. Avoid freeze-thaw cycles.

www.novusbio.com



technical@novusbio.com

Protocols, Publications, Related Products, Reviews, Research Tools and Images at:
www.novusbio.com/NBP2-56042

Updated 12/2/2025 v.20.1

Earn rewards for product
reviews and publications.

Submit a publication at www.novusbio.com/publications

Submit a review at www.novusbio.com/reviews/destination/NBP2-56042



NBP2-56042

Histone H1T Antibody - BSA Free

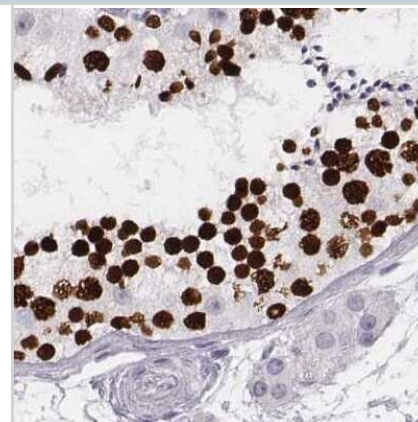
Product Information	
Unit Size	100 ul
Concentration	Concentrations vary lot to lot. See vial label for concentration. If unlisted please contact technical services.
Storage	Store at 4C short term. Aliquot and store at -20C long term. Avoid freeze-thaw cycles.
Clonality	Polyclonal
Preservative	0.02% Sodium Azide
Isotype	IgG
Purity	Affinity purified
Buffer	PBS (pH 7.2) and 40% Glycerol

Product Description	
Description	Novus Biologicals Rabbit Histone H1T Antibody - BSA Free (NBP2-56042) is a polyclonal antibody validated for use in IHC. All Novus Biologicals antibodies are covered by our 100% guarantee.
Host	Rabbit
Gene ID	3010
Gene Symbol	H1-6
Species	Human
Immunogen	This antibody was developed against a recombinant protein corresponding to the following amino acid sequence: RATTPKTVRSGRKAKGAKGKQQKSPVKARASKSKLTQHHEVNVRKATSKK

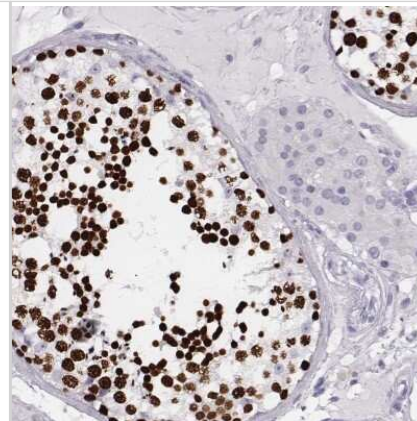
Product Application Details	
Applications	Immunohistochemistry-Paraffin, Immunohistochemistry
Recommended Dilutions	Immunohistochemistry 1:5000 - 1:10000, Immunohistochemistry-Paraffin 1:5000 - 1:10000
Application Notes	For IHC-Paraffin, HIER pH 6 retrieval is recommended.

Images

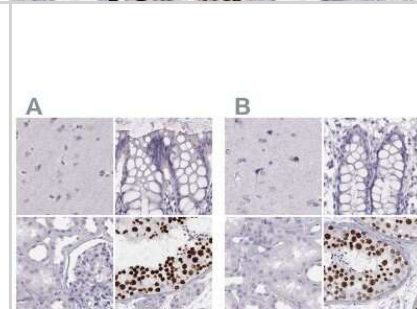
Immunohistochemistry-Paraffin: Histone H1T Antibody [NBP2-56042] - Staining of human testis.



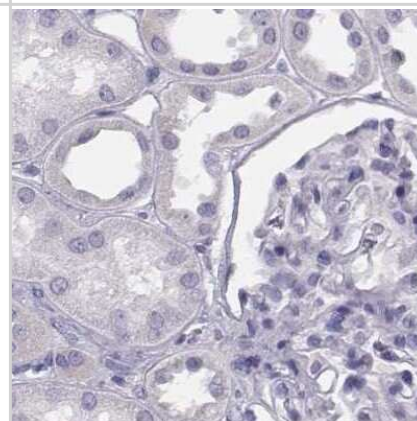
Immunohistochemistry-Paraffin: Histone H1T Antibody [NBP2-56042] - Staining of human testis shows nuclear positivity in ductus seminiferous.



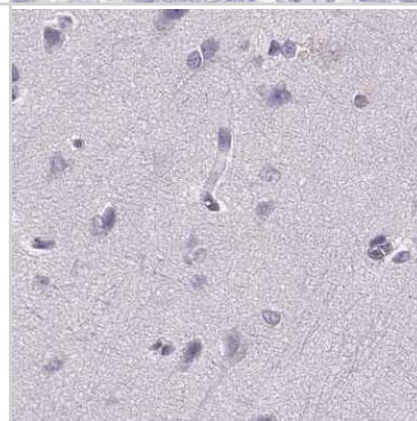
Immunohistochemistry-Paraffin: Histone H1T Antibody [NBP2-56042] - Staining of human cerebral cortex, colon, kidney and testis using Anti-HIST1H1T antibody NBP2-56042 (A) shows similar protein distribution across tissues to independent antibody NBP2-57668 (B).



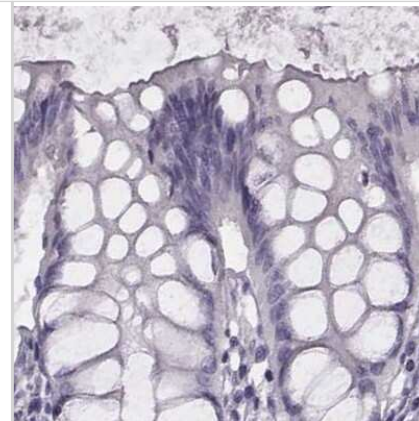
Immunohistochemistry-Paraffin: Histone H1T Antibody [NBP2-56042] - Staining of human kidney.



Immunohistochemistry-Paraffin: Histone H1T Antibody [NBP2-56042] - Staining of human cerebral cortex.



Immunohistochemistry-Paraffin: Histone H1T Antibody [NBP2-56042] - Staining of human colon.





Novus Biologicals USA

10730 E. Briarwood Avenue
Centennial, CO 80112
USA
Phone: 303.730.1950
Toll Free: 1.888.506.6887
Fax: 303.730.1966
nb-customerservice@bio-techne.com

Bio-Techne Canada

21 Canmotor Ave
Toronto, ON M8Z 4E6
Canada
Phone: 905.827.6400
Toll Free: 855.668.8722
Fax: 905.827.6402
canada.inquires@bio-techne.com

Bio-Techne Ltd

19 Barton Lane
Abingdon Science Park
Abingdon, OX14 3NB, United Kingdom
Phone: (44) (0) 1235 529449
Free Phone: 0800 37 34 15
Fax: (44) (0) 1235 533420
info.EMEA@bio-techne.com

General Contact Information

www.novusbio.com
Technical Support: nb-technical@bio-techne.com
Orders: nb-customerservice@bio-techne.com
General: novus@novusbio.com

Products Related to NBP2-56042

NBP2-56042PEP	Histone H1T Recombinant Protein Antigen
HAF008	Goat anti-Rabbit IgG Secondary Antibody [HRP]
NB7160	Goat anti-Rabbit IgG (H+L) Secondary Antibody [HRP]
NBP2-24891	Rabbit IgG Isotype Control

Limitations

This product is for research use only and is not approved for use in humans or in clinical diagnosis. Primary Antibodies are guaranteed for 1 year from date of receipt.

For more information on our 100% guarantee, please visit www.novusbio.com/guarantee

Earn gift cards/discounts by submitting a review: www.novusbio.com/reviews/submit/NBP2-56042

Earn gift cards/discounts by submitting a publication using this product:
www.novusbio.com/publications

