

Product Datasheet

HSP90 beta Antibody - BSA Free NBP2-55509

Unit Size: 100 ul

Store at 4C short term. Aliquot and store at -20C long term. Avoid freeze-thaw cycles.

www.novusbio.com



technical@novusbio.com

Protocols, Publications, Related Products, Reviews, Research Tools and Images at:
www.novusbio.com/NBP2-55509

Updated 9/9/2025 v.20.1

Earn rewards for product
reviews and publications.

Submit a publication at www.novusbio.com/publications

Submit a review at www.novusbio.com/reviews/destination/NBP2-55509



NBP2-55509

HSP90 beta Antibody - BSA Free

Product Information	
Unit Size	100 ul
Concentration	Concentrations vary lot to lot. See vial label for concentration. If unlisted please contact technical services.
Storage	Store at 4C short term. Aliquot and store at -20C long term. Avoid freeze-thaw cycles.
Clonality	Polyclonal
Preservative	0.02% Sodium Azide
Isotype	IgG
Purity	Affinity purified
Buffer	PBS (pH 7.2) and 40% Glycerol

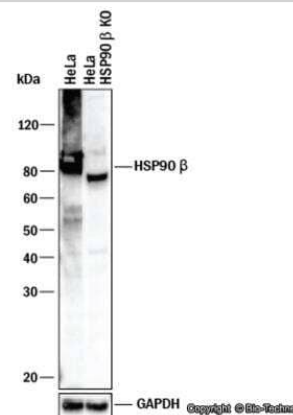
Product Description	
Description	Novus Biologicals Knockout (KO) Validated Rabbit HSP90 beta Antibody - BSA Free (NBP2-55509) is a polyclonal antibody validated for use in WB and ICC/IF. All Novus Biologicals antibodies are covered by our 100% guarantee.
Host	Rabbit
Gene ID	3326
Gene Symbol	HSP90AB1
Species	Human
Immunogen	This antibody was developed against a recombinant protein corresponding to the following amino acid sequence: DEDEVAAEEPNAAVPDEIPPLEGDEDASR

Product Application Details	
Applications	Western Blot, Immunocytochemistry/ Immunofluorescence, Knockdown Validated, Knockout Validated
Recommended Dilutions	Western Blot 0.04-0.4 ug/ml, Immunocytochemistry/ Immunofluorescence 0.25-2 ug/ml, Knockout Validated, Knockdown Validated
Application Notes	ICC/IF Fixation Permeabilization: Use PFA/Triton X-100.

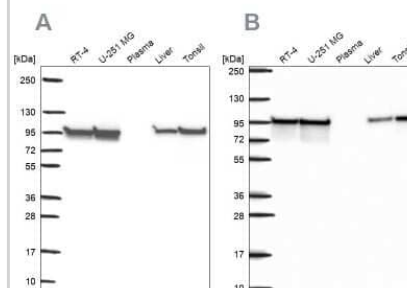


Images

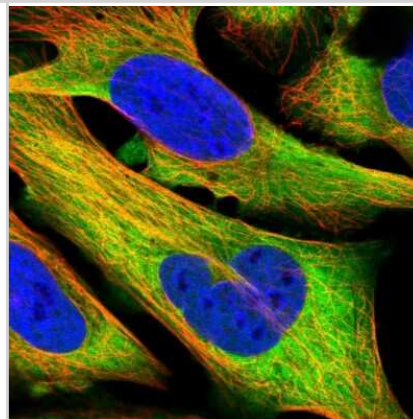
Western Blot: HSP90 beta Antibody [NBP2-55509] - Western blot shows lysates of HeLa human cervical epithelial carcinoma parental cell line and HSP90 beta knockout (KO) HeLa cell line. PVDF membrane was probed with 0.4 ug/ml of Rabbit Anti-Human HSP90 beta Polyclonal Antibody (Catalog # NBP2-55509) followed by HRP-conjugated Anti-Rabbit IgG Secondary Antibody (Catalog #HAF008). Specific band was detected for HSP90 beta at approximately 90 kDa (as indicated) in the parental HeLa cell line, but is not detectable in the knockout HeLa cell line. This experiment was conducted under reducing conditions.



Western Blot: HSP90 beta Antibody [NBP2-55509] - Analysis using Anti-HSP90AB1 antibody NBP2-55509 (A) shows similar pattern to independent antibody NBP2-68978 (B).



Immunocytochemistry/Immunofluorescence: HSP90 beta Antibody [NBP2-55509] - Staining of human cell line U-2 OS shows localization to cytosol. Antibody staining is shown in green.





Novus Biologicals USA

10730 E. Briarwood Avenue
Centennial, CO 80112
USA
Phone: 303.730.1950
Toll Free: 1.888.506.6887
Fax: 303.730.1966
nb-customerservice@bio-techne.com

Bio-Techne Canada

21 Canmotor Ave
Toronto, ON M8Z 4E6
Canada
Phone: 905.827.6400
Toll Free: 855.668.8722
Fax: 905.827.6402
canada.inquires@bio-techne.com

Bio-Techne Ltd

19 Barton Lane
Abingdon Science Park
Abingdon, OX14 3NB, United Kingdom
Phone: (44) (0) 1235 529449
Free Phone: 0800 37 34 15
Fax: (44) (0) 1235 533420
info.EMEA@bio-techne.com

General Contact Information

www.novusbio.com
Technical Support: nb-technical@bio-techne.com
Orders: nb-customerservice@bio-techne.com
General: novus@novusbio.com

Products Related to NBP2-55509

NBP2-55509PEP	HSP90 beta Recombinant Protein Antigen
NBP2-33376H	Blue Marker Antibody (6F4-F6) [HRP]
HAF008	Goat anti-Rabbit IgG Secondary Antibody [HRP]
NB7160	Goat anti-Rabbit IgG (H+L) Secondary Antibody [HRP]
NBP2-24891	Rabbit IgG Isotype Control

Limitations

This product is for research use only and is not approved for use in humans or in clinical diagnosis. Primary Antibodies are guaranteed for 1 year from date of receipt.

For more information on our 100% guarantee, please visit www.novusbio.com/guarantee

Earn gift cards/discounts by submitting a review: www.novusbio.com/reviews/submit/NBP2-55509

Earn gift cards/discounts by submitting a publication using this product:
www.novusbio.com/publications

