

Product Datasheet

NELF-E Antibody - BSA Free

NBP2-55487

Unit Size: 100 ul

Store at 4C short term. Aliquot and store at -20C long term. Avoid freeze-thaw cycles.

www.novusbio.com



technical@novusbio.com

Protocols, Publications, Related Products, Reviews, Research Tools and Images at:
www.novusbio.com/NBP2-55487

Updated 9/9/2025 v.20.1

Earn rewards for product
reviews and publications.

Submit a publication at www.novusbio.com/publications

Submit a review at www.novusbio.com/reviews/destination/NBP2-55487



NBP2-55487

NELF-E Antibody - BSA Free

Product Information	
Unit Size	100 ul
Concentration	Concentrations vary lot to lot. See vial label for concentration. If unlisted please contact technical services.
Storage	Store at 4C short term. Aliquot and store at -20C long term. Avoid freeze-thaw cycles.
Clonality	Polyclonal
Preservative	0.02% Sodium Azide
Isotype	IgG
Purity	Affinity purified
Buffer	PBS (pH 7.2) and 40% Glycerol

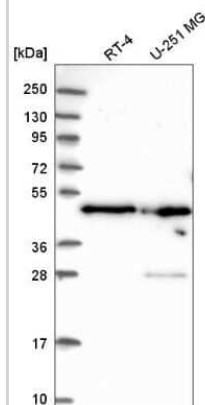
Product Description	
Description	Novus Biologicals Rabbit NELF-E Antibody - BSA Free (NBP2-55487) is a polyclonal antibody validated for use in WB and ICC/IF. All Novus Biologicals antibodies are covered by our 100% guarantee.
Host	Rabbit
Gene ID	7936
Gene Symbol	NELFE
Species	Human
Immunogen	This antibody was developed against a recombinant protein corresponding to the following amino acid sequence: VYGEDMTPTLLRGAFSPFGNIIDLSDPPRNCAAFVITYEKMESADQAVAEELNGT QVESVQLKVNIARKQPMLDAATGKSVWGLAVQNSPKGCHRDKRTQIVYSDD VYKE

Product Application Details	
Applications	Western Blot, Immunocytochemistry/ Immunofluorescence, Chromatin Immunoprecipitation-exo-Seq
Recommended Dilutions	Western Blot 0.04-0.4 ug/ml, Immunocytochemistry/ Immunofluorescence 0.25-2 ug/ml, Chromatin Immunoprecipitation-exo-Seq 1-10ug per reaction
Application Notes	Immunocytochemistry/Immunofluorescence Fixation Permeabilization: Use PFA/Triton X-100.

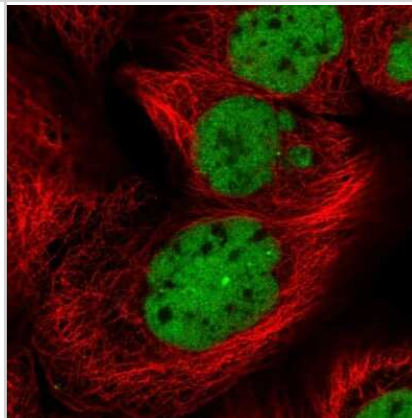


Images

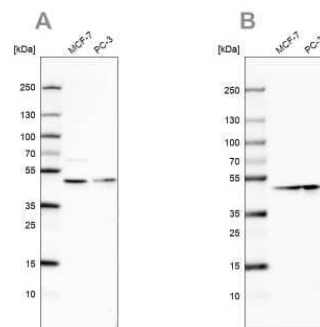
Western Blot: NELF-E Antibody [NBP2-55487] - Western blot analysis in human cell line RT-4 and human cell line U-251 MG.



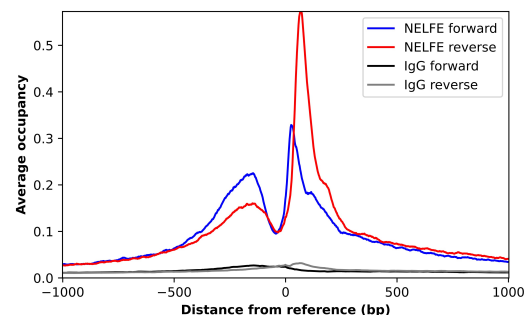
Immunocytochemistry/Immunofluorescence: NELF-E Antibody [NBP2-55487] - Staining of human cell line A-431 shows localization to nucleoplasm & nuclear bodies.



Western Blot: NELF-E Antibody [NBP2-55487] - Analysis using Anti-NELFE antibody NBP2-55487 (A) shows similar pattern to independent antibody NBP1-88036 (B).



ChIP-Exo-Seq composite graph for Anti-NELFE (NBP2-55487) tested in K562 cells. Strand-specific reads (blue: forward, red: reverse) and IgG controls (black: forward, grey: reverse) are plotted against the distance from a composite set of reference binding sites. The antibody exhibits robust target enrichment compared to a non-specific IgG control and precisely reveals its structural organization around the binding site. Data generated by Prof. B. F. Pugh's Lab at Cornell University.





Novus Biologicals USA

10730 E. Briarwood Avenue
Centennial, CO 80112
USA
Phone: 303.730.1950
Toll Free: 1.888.506.6887
Fax: 303.730.1966
nb-customerservice@bio-techne.com

Bio-Techne Canada

21 Canmotor Ave
Toronto, ON M8Z 4E6
Canada
Phone: 905.827.6400
Toll Free: 855.668.8722
Fax: 905.827.6402
canada.inquires@bio-techne.com

Bio-Techne Ltd

19 Barton Lane
Abingdon Science Park
Abingdon, OX14 3NB, United Kingdom
Phone: (44) (0) 1235 529449
Free Phone: 0800 37 34 15
Fax: (44) (0) 1235 533420
info.EMEA@bio-techne.com

General Contact Information

www.novusbio.com
Technical Support: nb-technical@bio-techne.com
Orders: nb-customerservice@bio-techne.com
General: novus@novusbio.com

Products Related to NBP2-55487

NBP2-55487PEP	NELF-E Recombinant Protein Antigen
NBP2-33376H	Blue Marker Antibody (6F4-F6) [HRP]
HAF008	Goat anti-Rabbit IgG Secondary Antibody [HRP]
NB7160	Goat anti-Rabbit IgG (H+L) Secondary Antibody [HRP]
NBP2-24891	Rabbit IgG Isotype Control

Limitations

This product is for research use only and is not approved for use in humans or in clinical diagnosis. Primary Antibodies are guaranteed for 1 year from date of receipt.

For more information on our 100% guarantee, please visit www.novusbio.com/guarantee

Earn gift cards/discounts by submitting a review: www.novusbio.com/reviews/submit/NBP2-55487

Earn gift cards/discounts by submitting a publication using this product:
www.novusbio.com/publications

