

# Product Datasheet

## GRK1 Antibody - BSA Free

### NBP2-55226

Unit Size: 100 ul

Store at 4C short term. Aliquot and store at -20C long term. Avoid freeze-thaw cycles.

[www.novusbio.com](http://www.novusbio.com)



[technical@novusbio.com](mailto:technical@novusbio.com)

#### Publications: 1

Protocols, Publications, Related Products, Reviews, Research Tools and Images at:  
[www.novusbio.com/NBP2-55226](http://www.novusbio.com/NBP2-55226)

Updated 12/2/2025 v.20.1

Earn rewards for product  
reviews and publications.

Submit a publication at [www.novusbio.com/publications](http://www.novusbio.com/publications)

Submit a review at [www.novusbio.com/reviews/destination/NBP2-55226](http://www.novusbio.com/reviews/destination/NBP2-55226)



**NBP2-55226**

GRK1 Antibody - BSA Free

Product Information	
<b>Unit Size</b>	100 ul
<b>Concentration</b>	Concentrations vary lot to lot. See vial label for concentration. If unlisted please contact technical services.
<b>Storage</b>	Store at 4C short term. Aliquot and store at -20C long term. Avoid freeze-thaw cycles.
<b>Clonality</b>	Polyclonal
<b>Preservative</b>	0.02% Sodium Azide
<b>Isotype</b>	IgG
<b>Purity</b>	Affinity purified
<b>Buffer</b>	PBS (pH 7.2) and 40% Glycerol

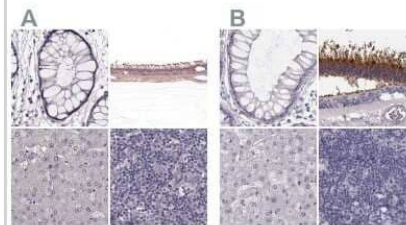
Product Description	
<b>Description</b>	Novus Biologicals Rabbit GRK1 Antibody - BSA Free (NBP2-55226) is a polyclonal antibody validated for use in IHC. Anti-GRK1 Antibody: Cited in 1 publication. All Novus Biologicals antibodies are covered by our 100% guarantee.
<b>Host</b>	Rabbit
<b>Gene ID</b>	6011
<b>Gene Symbol</b>	GRK1
<b>Species</b>	Human, Monkey
<b>Reactivity Notes</b>	Use in Monkey reported in scientific literature (PMID:35024589) Mouse 85%, Rat 82%.
<b>Immunogen</b>	This antibody was developed against a recombinant protein corresponding to the following amino acid sequence: MDFGSLETVVANSAFIAARGSFSGSSSQPSRDKKYLAKLKLPLPSKCESLRDSL SLEFESVCLEQPIGKKLFLQSA

Product Application Details	
<b>Applications</b>	Immunohistochemistry-Paraffin, Immunohistochemistry, Immunohistochemistry-Frozen
<b>Recommended Dilutions</b>	Immunohistochemistry 1:500 - 1:1000, Immunohistochemistry-Paraffin 1:500 - 1:1000, Immunohistochemistry-Frozen Reported in scientific literature (PMID:35024589)
<b>Application Notes</b>	For IHC-Paraffin, HIER pH 6 retrieval is recommended.

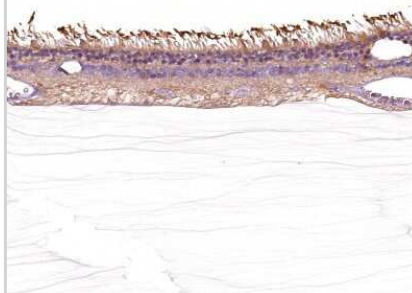


## Images

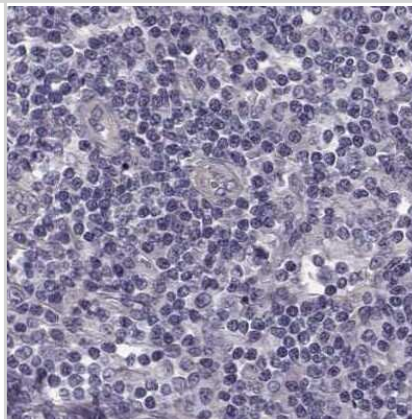
Immunohistochemistry-Paraffin: GRK1 Antibody [NBP2-55226] - Staining of human colon, eye, retina, liver and lymph node using Anti-GRK1 antibody NBP2-55226 (A) shows similar protein distribution across tissues to independent antibody NBP2-55732 (B).



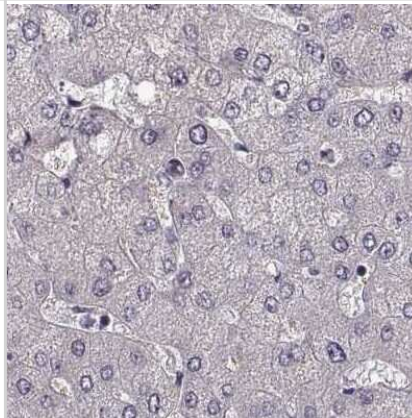
Immunohistochemistry-Paraffin: GRK1 Antibody [NBP2-55226] - Staining of human eye, retina.



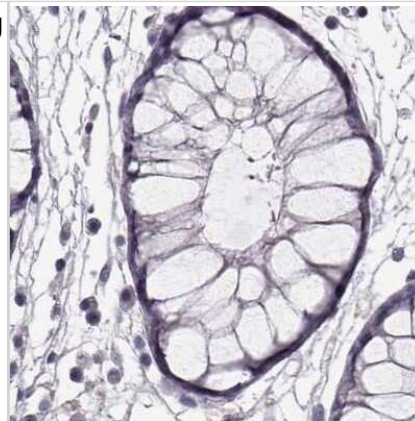
Immunohistochemistry-Paraffin: GRK1 Antibody [NBP2-55226] - Staining of human lymph node.



Immunohistochemistry-Paraffin: GRK1 Antibody [NBP2-55226] - Staining of human liver.



Immunohistochemistry-Paraffin: GRK1 Antibody [NBP2-55226] - Staining of human colon.



## Publications

Yamasaki S, Tu H, Matsuyama T et al. A Genetic modification that reduces ON-bipolar cells in hESC-derived retinas enhances functional integration after transplantation iScience 2022-01-01 [PMID: 35024589] (IHC-Fr, Monkey)



### **Novus Biologicals USA**

10730 E. Briarwood Avenue  
Centennial, CO 80112  
USA  
Phone: 303.730.1950  
Toll Free: 1.888.506.6887  
Fax: 303.730.1966  
nb-customerservice@bio-techne.com

### **Bio-Techne Canada**

21 Canmotor Ave  
Toronto, ON M8Z 4E6  
Canada  
Phone: 905.827.6400  
Toll Free: 855.668.8722  
Fax: 905.827.6402  
canada.inquires@bio-techne.com

### **Bio-Techne Ltd**

19 Barton Lane  
Abingdon Science Park  
Abingdon, OX14 3NB, United Kingdom  
Phone: (44) (0) 1235 529449  
Free Phone: 0800 37 34 15  
Fax: (44) (0) 1235 533420  
info.EMEA@bio-techne.com

### **General Contact Information**

www.novusbio.com  
Technical Support: nb-technical@bio-techne.com  
Orders: nb-customerservice@bio-techne.com  
General: novus@novusbio.com

### **Products Related to NBP2-55226**

---

NBP2-55226PEP	GRK1 Recombinant Protein Antigen
HAF008	Goat anti-Rabbit IgG Secondary Antibody [HRP]
NB7160	Goat anti-Rabbit IgG (H+L) Secondary Antibody [HRP]
NBP2-24891	Rabbit IgG Isotype Control

---

### **Limitations**

This product is for research use only and is not approved for use in humans or in clinical diagnosis. Primary Antibodies are guaranteed for 1 year from date of receipt.

For more information on our 100% guarantee, please visit [www.novusbio.com/guarantee](http://www.novusbio.com/guarantee)

Earn gift cards/discounts by submitting a review: [www.novusbio.com/reviews/submit/NBP2-55226](http://www.novusbio.com/reviews/submit/NBP2-55226)

Earn gift cards/discounts by submitting a publication using this product:  
[www.novusbio.com/publications](http://www.novusbio.com/publications)

