

Product Datasheet

Muscleblind-like 1 Antibody - BSA Free NBP2-55165

Unit Size: 100 ul

Store at 4C short term. Aliquot and store at -20C long term. Avoid freeze-thaw cycles.

www.novusbio.com



technical@novusbio.com

Publications: 1

Protocols, Publications, Related Products, Reviews, Research Tools and Images at:
www.novusbio.com/NBP2-55165

Updated 12/2/2025 v.20.1

Earn rewards for product
reviews and publications.

Submit a publication at www.novusbio.com/publications

Submit a review at www.novusbio.com/reviews/destination/NBP2-55165



NBP2-55165

Muscleblind-like 1 Antibody - BSA Free

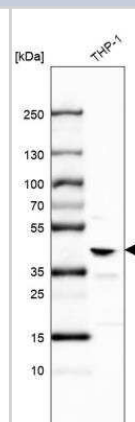
Product Information	
Unit Size	100 ul
Concentration	Concentrations vary lot to lot. See vial label for concentration. If unlisted please contact technical services.
Storage	Store at 4C short term. Aliquot and store at -20C long term. Avoid freeze-thaw cycles.
Clonality	Polyclonal
Preservative	0.02% Sodium Azide
Isotype	IgG
Purity	Affinity purified
Buffer	PBS (pH 7.2) and 40% Glycerol

Product Description	
Description	Novus Biologicals Rabbit Muscleblind-like 1 Antibody - BSA Free (NBP2-55165) is a polyclonal antibody validated for use in IHC, WB and ICC/IF. Anti-Muscleblind-like 1 Antibody: Cited in 1 publication. All Novus Biologicals antibodies are covered by our 100% guarantee.
Host	Rabbit
Gene ID	4154
Gene Symbol	MBNL1
Species	Human
Immunogen	This antibody was developed against a recombinant protein corresponding to the following amino acid sequence: KNMAMLAQQMQLANAMMPGAPLQPVPMFVAPSLATNASAAAFNPYLGPVSPSLVPAEILPTAPMLVTGNPGVPVPA

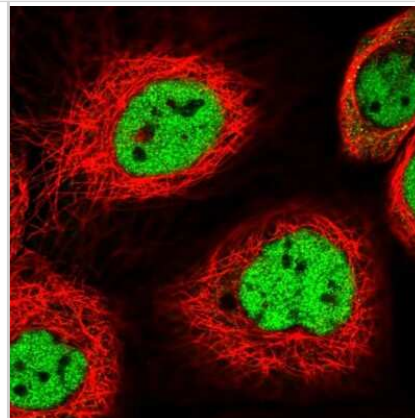
Product Application Details	
Applications	Western Blot, Immunohistochemistry-Paraffin, Immunocytochemistry/Immunofluorescence, Immunohistochemistry
Recommended Dilutions	Western Blot 0.04-0.4 ug/ml, Immunohistochemistry 1:50 - 1:200, Immunocytochemistry/ Immunofluorescence 0.25-2 ug/ml, Immunohistochemistry-Paraffin 1:50 - 1:200
Application Notes	For IHC-Paraffin, HIER pH 6 retrieval is recommended. ICC/IF Fixation Permeabilization: Use PFA/Triton X-100.

Images

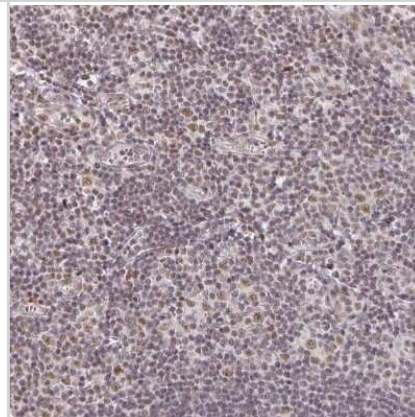
Western Blot: Muscleblind-like 1 Antibody [NBP2-55165] - Analysis in human cell line THP-1.



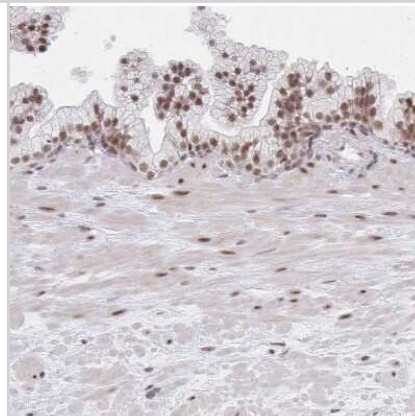
Immunocytochemistry/Immunofluorescence: Muscleblind-like 1 Antibody [NBP2-55165] - Staining of human cell line A-431 shows localization to nucleoplasm & cytosol. Antibody staining is shown in green.



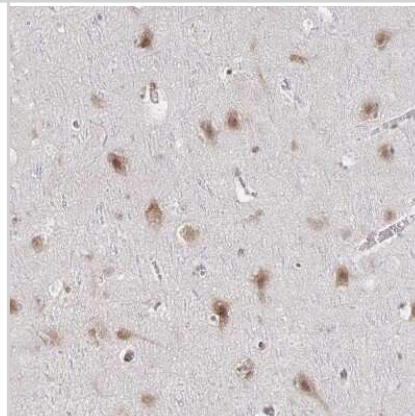
Immunohistochemistry-Paraffin: Muscleblind-like 1 Antibody [NBP2-55165] - Staining of human tonsil shows moderate nuclear positivity in non-germinal center cells.



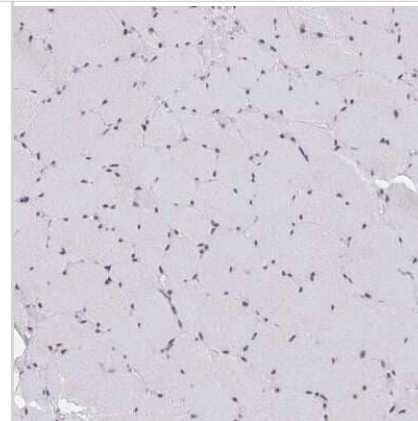
Immunohistochemistry-Paraffin: Muscleblind-like 1 Antibody [NBP2-55165] - Staining of human prostate shows moderate nuclear positivity in smooth muscle cells.



Immunohistochemistry-Paraffin: Muscleblind-like 1 Antibody [NBP2-55165] - Staining of human cerebral cortex shows moderate cytoplasmic positivity in neurons.



Immunohistochemistry-Paraffin: Muscleblind-like 1 Antibody [NBP2-55165] - Staining of human skeletal muscle shows moderate nuclear positivity in myocytes.



Publications

Pierre M, Djemai M, Chapotte-Baldacci CA et al. Cardiac involvement in patient-specific induced pluripotent stem cells of myotonic dystrophy type 1: unveiling the impact of voltage-gated sodium channels *Frontiers in physiology* 2023-09-18 [PMID: 37791351] (WB, ISH, Human)



Novus Biologicals USA

10730 E. Briarwood Avenue
Centennial, CO 80112
USA
Phone: 303.730.1950
Toll Free: 1.888.506.6887
Fax: 303.730.1966
nb-customerservice@bio-techne.com

Bio-Techne Canada

21 Canmotor Ave
Toronto, ON M8Z 4E6
Canada
Phone: 905.827.6400
Toll Free: 855.668.8722
Fax: 905.827.6402
canada.inquires@bio-techne.com

Bio-Techne Ltd

19 Barton Lane
Abingdon Science Park
Abingdon, OX14 3NB, United Kingdom
Phone: (44) (0) 1235 529449
Free Phone: 0800 37 34 15
Fax: (44) (0) 1235 533420
info.EMEA@bio-techne.com

General Contact Information

www.novusbio.com
Technical Support: nb-technical@bio-techne.com
Orders: nb-customerservice@bio-techne.com
General: novus@novusbio.com

Products Related to NBP2-55165

NBP2-55165PEP	Muscleblind-like 1 Recombinant Protein Antigen
NBP2-33376H	Blue Marker Antibody (6F4-F6) [HRP]
HAF008	Goat anti-Rabbit IgG Secondary Antibody [HRP]
NB7160	Goat anti-Rabbit IgG (H+L) Secondary Antibody [HRP]
NBP2-24891	Rabbit IgG Isotype Control

Limitations

This product is for research use only and is not approved for use in humans or in clinical diagnosis. Primary Antibodies are guaranteed for 1 year from date of receipt.

For more information on our 100% guarantee, please visit www.novusbio.com/guarantee

Earn gift cards/discounts by submitting a review: www.novusbio.com/reviews/submit/NBP2-55165

Earn gift cards/discounts by submitting a publication using this product:
www.novusbio.com/publications

