

# Product Datasheet

## Casein Antibody - BSA Free

### NBP2-55090

Unit Size: 100 ul

Store at 4C short term. Aliquot and store at -20C long term. Avoid freeze-thaw cycles.

[www.novusbio.com](http://www.novusbio.com)



[technical@novusbio.com](mailto:technical@novusbio.com)

#### Publications: 2

Protocols, Publications, Related Products, Reviews, Research Tools and Images at:  
[www.novusbio.com/NBP2-55090](http://www.novusbio.com/NBP2-55090)

Updated 12/2/2025 v.20.1

Earn rewards for product  
reviews and publications.

Submit a publication at [www.novusbio.com/publications](http://www.novusbio.com/publications)

Submit a review at [www.novusbio.com/reviews/destination/NBP2-55090](http://www.novusbio.com/reviews/destination/NBP2-55090)



**NBP2-55090**

Casein Antibody - BSA Free

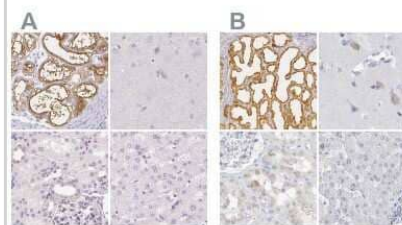
Product Information	
Unit Size	100 ul
Concentration	Concentrations vary lot to lot. See vial label for concentration. If unlisted please contact technical services.
Storage	Store at 4C short term. Aliquot and store at -20C long term. Avoid freeze-thaw cycles.
Clonality	Polyclonal
Preservative	0.02% Sodium Azide
Isotype	IgG
Purity	Affinity purified
Buffer	PBS (pH 7.2) and 40% Glycerol

Product Description	
Description	Novus Biologicals Rabbit Casein Antibody - BSA Free (NBP2-55090) is a polyclonal antibody validated for use in IHC. Anti-Casein Antibody: Cited in 1 publication. All Novus Biologicals antibodies are covered by our 100% guarantee.
Host	Rabbit
Gene ID	1446
Gene Symbol	CSN1S1
Species	Human
Immunogen	This antibody was developed against a recombinant protein corresponding to the following amino acid sequence: NQLQLQAAHAQEIQIRRMNENSHVQVPFQQLNQLAAYPYAVWYYPQIMQYVPF PPFSD

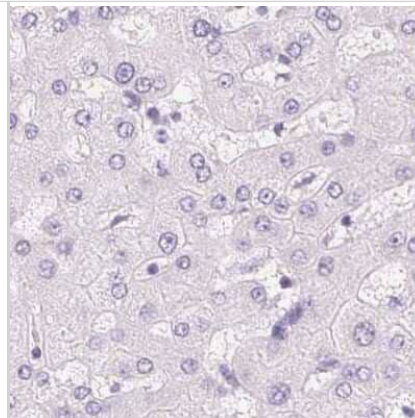
Product Application Details	
Applications	Immunohistochemistry-Paraffin, Immunohistochemistry
Recommended Dilutions	Immunohistochemistry 1:5000 - 1:10000, Immunohistochemistry-Paraffin 1:5000 - 1:10000
Application Notes	For IHC-Paraffin, HIER pH 6 retrieval is recommended.

**Images**

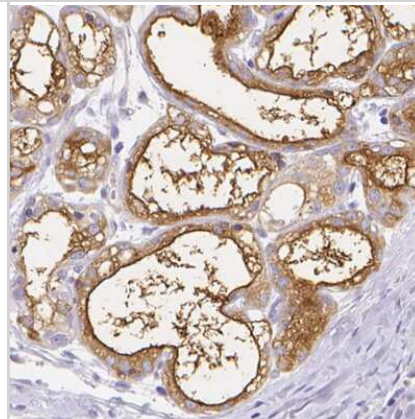
Immunohistochemistry-Paraffin: Casein Antibody [NBP2-55090] - Staining of human breast, cerebral cortex, kidney and liver using Anti-CSN1S1 antibody NBP2-55090 (A) shows similar protein distribution across tissues to independent antibody NBP1-91150 (B).



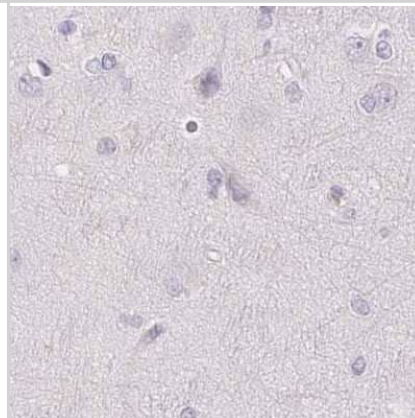
Immunohistochemistry-Paraffin: Casein Antibody [NBP2-55090] - Staining of human liver.



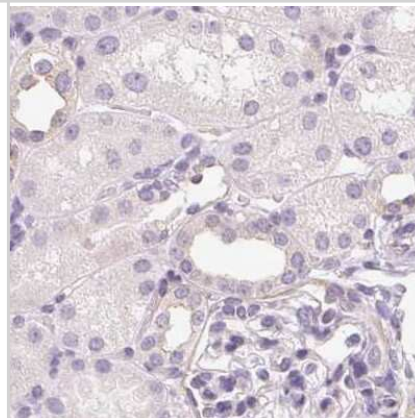
Immunohistochemistry-Paraffin: Casein Antibody [NBP2-55090] - Staining of human lactating breast shows strong membranous positivity in glandular cells.



Immunohistochemistry-Paraffin: Casein Antibody [NBP2-55090] - Staining of human cerebral cortex.



Immunohistochemistry-Paraffin: Casein Antibody [NBP2-55090] - Staining of human kidney.



## Publications

E Langille, KN Al-Zahrani, Z Ma, M Liang, L Uuskula-Re, R Espin, K Teng, A Malik, H Bergholtz, S El Ghamras, S Afiuni-Zad, R Tsai, S Alvi, A Elia, Y Lu, RH Oh, KJ Kozma, D Trcka, M Narimatsu, JC Liu, T Nguyen, S Barutcu, SK Loganathan, R Bremner, GD Bader, SE Egan, DW Cescon, T Sorlie, JL Wrana, HW Jackson, MD Wilson, AK Witkiewicz, ES Knudsen, MA Pujana, GM Wahl, D Schramek Loss of epigenetic regulation disrupts lineage integrity, induces aberrant alveogenesis and promotes breast cancer *Cancer Discovery*, 2022-12-02;0(0):. 2022-12-02 [PMID: 36108220]

Langille E In vivo Screening Reveals Epigenetic Regulation of Mammary Epithelial Lineage Integrity and Tumorigenesis Thesis 2023-01-01





### **Novus Biologicals USA**

10730 E. Briarwood Avenue  
Centennial, CO 80112  
USA  
Phone: 303.730.1950  
Toll Free: 1.888.506.6887  
Fax: 303.730.1966  
nb-customerservice@bio-techne.com

### **Bio-Techne Canada**

21 Canmotor Ave  
Toronto, ON M8Z 4E6  
Canada  
Phone: 905.827.6400  
Toll Free: 855.668.8722  
Fax: 905.827.6402  
canada.inquires@bio-techne.com

### **Bio-Techne Ltd**

19 Barton Lane  
Abingdon Science Park  
Abingdon, OX14 3NB, United Kingdom  
Phone: (44) (0) 1235 529449  
Free Phone: 0800 37 34 15  
Fax: (44) (0) 1235 533420  
info.EMEA@bio-techne.com

### **General Contact Information**

www.novusbio.com  
Technical Support: nb-technical@bio-techne.com  
Orders: nb-customerservice@bio-techne.com  
General: novus@novusbio.com

### **Products Related to NBP2-55090**

---

NBP2-55090PEP	Casein Recombinant Protein Antigen
HAF008	Goat anti-Rabbit IgG Secondary Antibody [HRP]
NB7160	Goat anti-Rabbit IgG (H+L) Secondary Antibody [HRP]
NBP2-24891	Rabbit IgG Isotype Control

---

### **Limitations**

This product is for research use only and is not approved for use in humans or in clinical diagnosis. Primary Antibodies are guaranteed for 1 year from date of receipt.

For more information on our 100% guarantee, please visit [www.novusbio.com/guarantee](http://www.novusbio.com/guarantee)

Earn gift cards/discounts by submitting a review: [www.novusbio.com/reviews/submit/NBP2-55090](http://www.novusbio.com/reviews/submit/NBP2-55090)

Earn gift cards/discounts by submitting a publication using this product:  
[www.novusbio.com/publications](http://www.novusbio.com/publications)

