

# Product Datasheet

## GFAP Antibody - BSA Free

### NBP2-54748

Unit Size: 100 ul

Store at 4C short term. Aliquot and store at -20C long term. Avoid freeze-thaw cycles.

[www.novusbio.com](http://www.novusbio.com)



[technical@novusbio.com](mailto:technical@novusbio.com)

#### Publications: 1

Protocols, Publications, Related Products, Reviews, Research Tools and Images at:  
[www.novusbio.com/NBP2-54748](http://www.novusbio.com/NBP2-54748)

Updated 12/2/2025 v.20.1

Earn rewards for product  
reviews and publications.

Submit a publication at [www.novusbio.com/publications](http://www.novusbio.com/publications)

Submit a review at [www.novusbio.com/reviews/destination/NBP2-54748](http://www.novusbio.com/reviews/destination/NBP2-54748)



**NBP2-54748**

GFAP Antibody - BSA Free

Product Information	
Unit Size	100 ul
Concentration	Concentrations vary lot to lot. See vial label for concentration. If unlisted please contact technical services.
Storage	Store at 4C short term. Aliquot and store at -20C long term. Avoid freeze-thaw cycles.
Clonality	Polyclonal
Preservative	0.02% Sodium Azide
Isotype	IgG
Purity	Affinity purified
Buffer	PBS (pH 7.2) and 40% Glycerol
Target Molecular Weight	50 kDa

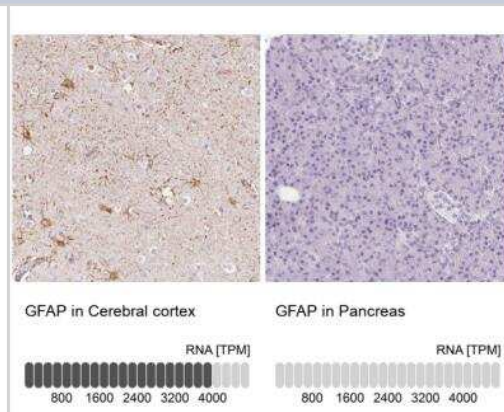
Product Description	
Description	Novus Biologicals Rabbit GFAP Antibody - BSA Free (NBP2-54748) is a polyclonal antibody validated for use in IHC. Anti-GFAP Antibody: Cited in 1 publication. All Novus Biologicals antibodies are covered by our 100% guarantee.
Host	Rabbit
Gene ID	2670
Gene Symbol	GFAP
Species	Human, Mouse
Reactivity Notes	Mouse reactivity reported in scientific literature (PMID: 32866544)
Immunogen	This GFAP antibody was developed against a Recombinant Protein corresponding to amino acids: NKALAAELNQLRAKEPTKLADVYQAELELRLRLDQLTANSARLEVERD

Product Application Details	
Applications	Immunohistochemistry-Paraffin, Immunohistochemistry
Recommended Dilutions	Immunohistochemistry 1:5000 - 1:10000, Immunohistochemistry-Paraffin 1:5000 - 1:10000
Application Notes	HC-P, Retrieval method: HIER pH6

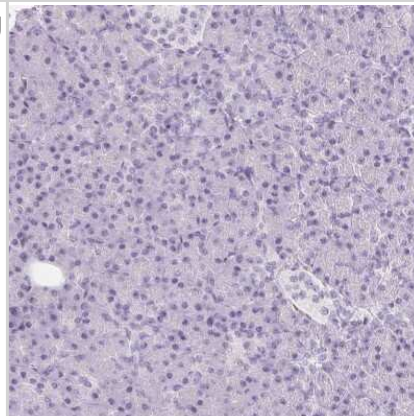


## Images

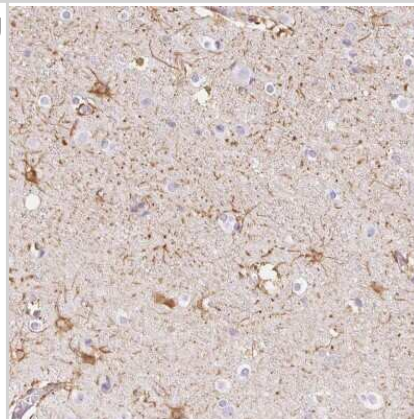
Immunohistochemistry-Paraffin: GFAP Antibody [NBP2-54748] - Analysis in human cerebral cortex and pancreas tissues using Anti-GFAP antibody. Corresponding GFAP RNA-seq data are presented for the same tissues.



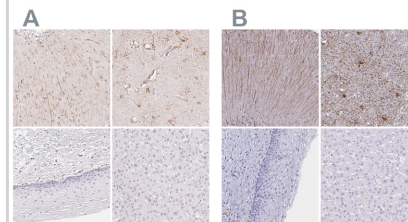
Immunohistochemistry-Paraffin: GFAP Antibody [NBP2-54748] - Staining of human pancreas shows low expression as expected.



Immunohistochemistry-Paraffin: GFAP Antibody [NBP2-54748] - Staining of human cerebral cortex shows high expression.



Staining of human cerebellum, cerebral cortex, cervix, uterine and liver using NBP2-54748 (A) shows similar protein distribution across tissues to independent antibody NBP2-33774 (B).



## Publications

Kuang XY, Ren Y, Chen C et al. Quantitative analysis for the differences in vasculogenic activity and sensitivity to angiogenic stimulants between human glioma cells and normal endothelial cells Brain Res. 2020-08-28 [PMID: 32866544] (IF/IHC, Mouse)



### Novus Biologicals USA

10730 E. Briarwood Avenue  
Centennial, CO 80112  
USA  
Phone: 303.730.1950  
Toll Free: 1.888.506.6887  
Fax: 303.730.1966  
nb-customerservice@bio-techne.com

### Bio-Techne Canada

21 Canmotor Ave  
Toronto, ON M8Z 4E6  
Canada  
Phone: 905.827.6400  
Toll Free: 855.668.8722  
Fax: 905.827.6402  
canada.inquires@bio-techne.com

### Bio-Techne Ltd

19 Barton Lane  
Abingdon Science Park  
Abingdon, OX14 3NB, United Kingdom  
Phone: (44) (0) 1235 529449  
Free Phone: 0800 37 34 15  
Fax: (44) (0) 1235 533420  
info.EMEA@bio-techne.com

### General Contact Information

www.novusbio.com  
Technical Support: nb-technical@bio-techne.com  
Orders: nb-customerservice@bio-techne.com  
General: novus@novusbio.com

### Products Related to NBP2-54748

---

NBP2-54748PEP	GFAP Recombinant Protein Antigen
HAF008	Goat anti-Rabbit IgG Secondary Antibody [HRP]
NB7160	Goat anti-Rabbit IgG (H+L) Secondary Antibody [HRP]
NBP2-24891	Rabbit IgG Isotype Control

---

### Limitations

This product is for research use only and is not approved for use in humans or in clinical diagnosis. Primary Antibodies are guaranteed for 1 year from date of receipt.

For more information on our 100% guarantee, please visit [www.novusbio.com/guarantee](http://www.novusbio.com/guarantee)

Earn gift cards/discounts by submitting a review: [www.novusbio.com/reviews/submit/NBP2-54748](http://www.novusbio.com/reviews/submit/NBP2-54748)

Earn gift cards/discounts by submitting a publication using this product:  
[www.novusbio.com/publications](http://www.novusbio.com/publications)

