

Product Datasheet

CEACAM8/CD66b Antibody (6/40c) - BSA Free NBP2-54627

Unit Size: 0.1 mg

Store at 4C short term. Aliquot and store at -70C long term. Avoid freeze-thaw cycles.

www.novusbio.com



technical@novusbio.com

Protocols, Publications, Related Products, Reviews, Research Tools and Images at:
www.novusbio.com/NBP2-54627

Updated 9/9/2025 v.20.1

Earn rewards for product
reviews and publications.

Submit a publication at www.novusbio.com/publications

Submit a review at www.novusbio.com/reviews/destination/NBP2-54627



NBP2-54627

CEACAM8/CD66b Antibody (6/40c) - BSA Free

Product Information	
Unit Size	0.1 mg
Concentration	1 mg/ml
Storage	Store at 4C short term. Aliquot and store at -70C long term. Avoid freeze-thaw cycles.
Clonality	Monoclonal
Clone	6/40c
Preservative	0.02% Sodium Azide
Isotype	IgG1 Kappa
Purity	Protein A purified
Buffer	PBS
Target Molecular Weight	100 kDa

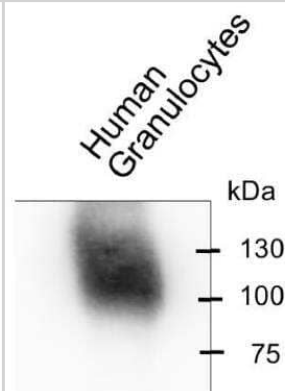
Product Description	
Description	Novus Biologicals Mouse CEACAM8/CD66b Antibody (6/40c) - BSA Free (NBP2-54627) is a monoclonal antibody validated for use in IHC, WB, ELISA, Flow and IP. All Novus Biologicals antibodies are covered by our 100% guarantee.
Host	Mouse
Gene ID	1088
Gene Symbol	CEACAM8
Species	Human
Specificity/Sensitivity	Clone 6/40c does not cross-react with human CEACAM1/3/4/5/6/7, rat CECAM1, or mouse CEACAM1/2.
Immunogen	Recombinant soluble human CEACAM8-Fc produced in HEK293 cells

Product Application Details	
Applications	Western Blot, ELISA, Flow Cytometry, Immunohistochemistry, Immunoprecipitation, CyTOF-ready
Recommended Dilutions	Western Blot 1:100 - 1:2000, Flow Cytometry 1:10 - 1:1000, ELISA 1:100 - 1:2000, Immunohistochemistry 1:100 - 1:500, Immunoprecipitation 1:10 - 1:500, CyTOF-ready
Application Notes	This antibody is Cytof ready.




Images

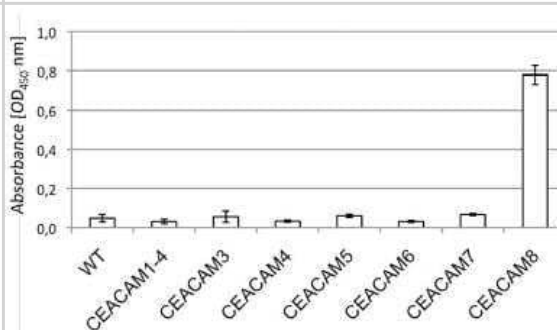
Western Blot: CEACAM8/CD66b Antibody (6/40c) [NBP2-54627] - Western blot analysis of human granulocyte lysate: Detection using 10 ug/ml Anti-CEACAM8 [6/40c] followed by HRP-coupled secondary pAb. Visualized by chemiluminescence detection.



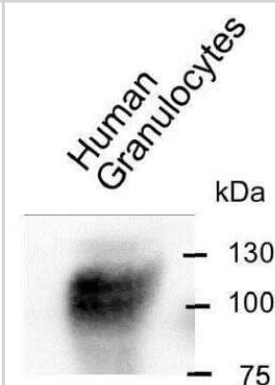
Flow Cytometry: CEACAM-8/CD66b Antibody (6/40c) [NBP2-54627] - Binding of 10 ug/ml primary positive control mAb (upper panel), Anti-CEACAM8 [6/40c] (lower panel), negative isotype matched control mAb (thin line) on different CHO-human CEACAM transfected cells (the CEACAM family member expressed is stated above).



ELISA: CEACAM-8/CD66b Antibody (6/40c) [NBP2-54627] - Solid phase was coated with 3 ug/ml Anti-CEA binding human CEACAM1-CEACAM8. After washing, blocking and coating human CEACAM1 antigen, detecting antibody Anti-CEACAM8 [6/40c] (10 ug/ml) followed by HRP-coupled goat anti-mouse Ig was added. TMB was used for visualizing the binding measured by Tecan-ELISA reader at 450 nm.



Immunoprecipitation: CEACAM8/CD66b Antibody (6/40c) [NBP2-54627] - CEACAM-8/CD66b Antibody (6/40c) [NBP2-54627] - Analysis in human granulocyte lysate: Utilizing 10 ug/ml Anti-CEACAM8 [6/40c]. Detection of the sample using 5 ug/ml pAb anti CEA (Dako) followed by HRP-coupled secondary pAb. Visualized by chemiluminescence detection.





Novus Biologicals USA

10730 E. Briarwood Avenue
Centennial, CO 80112
USA
Phone: 303.730.1950
Toll Free: 1.888.506.6887
Fax: 303.730.1966
nb-customerservice@bio-techne.com

Bio-Techne Canada

21 Canmotor Ave
Toronto, ON M8Z 4E6
Canada
Phone: 905.827.6400
Toll Free: 855.668.8722
Fax: 905.827.6402
canada.inquires@bio-techne.com

Bio-Techne Ltd

19 Barton Lane
Abingdon Science Park
Abingdon, OX14 3NB, United Kingdom
Phone: (44) (0) 1235 529449
Free Phone: 0800 37 34 15
Fax: (44) (0) 1235 533420
info.EMEA@bio-techne.com

General Contact Information

www.novusbio.com
Technical Support: nb-technical@bio-techne.com
Orders: nb-customerservice@bio-techne.com
General: novus@novusbio.com

Products Related to NBP2-54627

NBP2-33376H	Blue Marker Antibody (6F4-F6) [HRP]
HAF007	Goat anti-Mouse IgG Secondary Antibody [HRP]
NB7539	Goat anti-Mouse IgG (H+L) Secondary Antibody [HRP]
NBP1-43319-0.5mg	Mouse IgG1 Kappa Isotype Control (P3.6.2.8.1)

Limitations

This product is for research use only and is not approved for use in humans or in clinical diagnosis. Primary Antibodies are guaranteed for 1 year from date of receipt.

For more information on our 100% guarantee, please visit www.novusbio.com/guarantee

Earn gift cards/discounts by submitting a review: www.novusbio.com/reviews/submit/NBP2-54627

Earn gift cards/discounts by submitting a publication using this product:
www.novusbio.com/publications

